제 2011 - 88198 호

안 전 인 증 서

극동호이스트(주)

(425-833)경기도 안산시 성곡동630-2 반월공단 B-607-14

위 사업장에서 제조하는 아래의 품목이 산업안전보건법 제34조 및 같은 법 시행규칙 제58조의4제4항에 따른 안전인증 심사 결과 안전·보건기준에 적합하므로 안전인증표시의 사용을 인증합니다.

품 목

호이스트

형식,모델(용량,등급)/인증번호

KDC-2-20T-L20 (20Ton) /11-AQ2AC-02316

인 증 기 준

노동부 고시 제2010 - 12호 (위험기계,기구 의무안전인증 고시)

인 증 조 건

2011 년 07 월 28 일

한국산업안전보건공단 이사장

심 사 결 과 통 지 서

신청인	사 업 장 명	극동호이스트(주)	사업장관리번호 (사업자등록번호)	134-81-013350 134-81-01335
	소 재 지	(425 - 833) 경기도 안산시 성곡동630-2 반월공단 B-607-14		
	대표자 성명	최성찬		
안전인증대상 기계 · 기구명		호이스트		
형 식 (규 격)		KDC-2-20T-L20	용 량 (등 급)	20 Ton
인 증 심 사 원		조성준 변명수		

산업안전보건법 제 34조 및 같은 법 시행규칙 제58조의4에 따라 실시한 서면심사 결과가 적합 함을 통지합니다.

2011 년 07 월 25 일

한국산업안전보건공단 경기서부지도원장

NO	DESCRIPTION	MATERIAL	Q'TY		REMARK

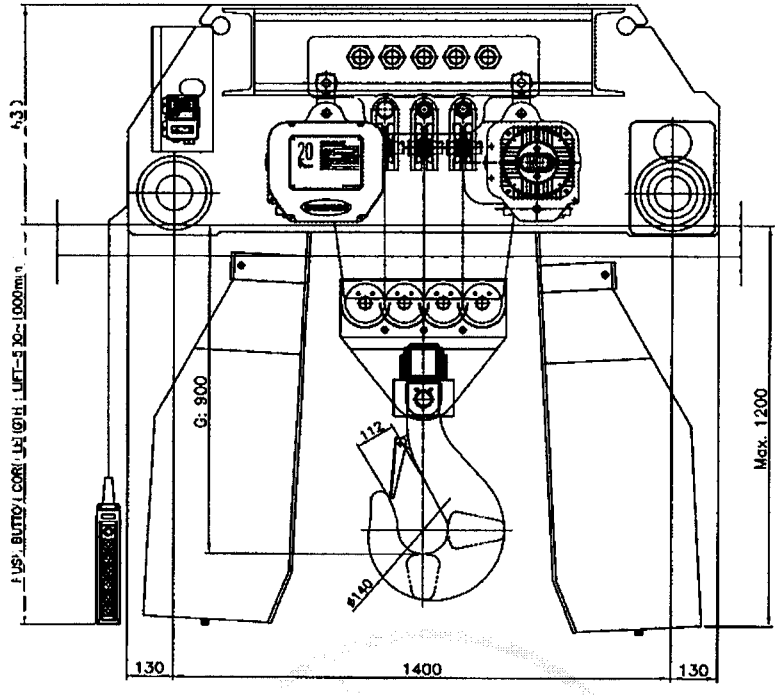

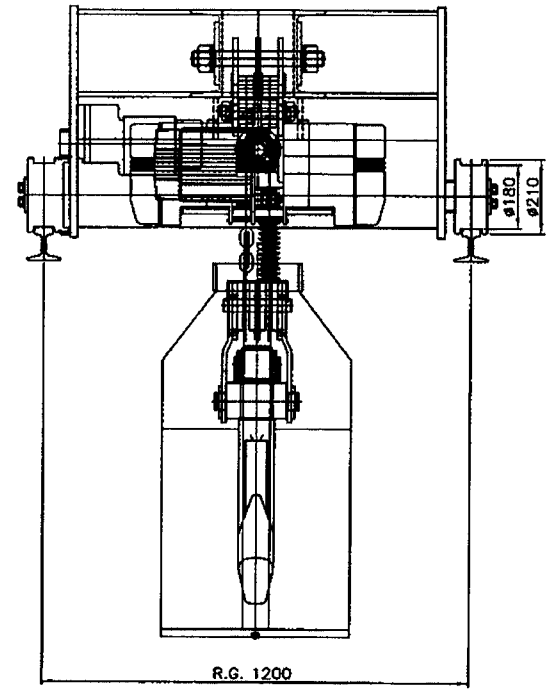

MODEL	KDC-2-20T-L20	HOISTING	MOTOR	2 x 3.3 kw x 4 poles
CAPACITY	20 Ton		SPEED	1.7 m/min
TEST LOAD	25 Ton	TRAVERSING	MOTOR	1.5 kw x 4 poles
LIFT	Max. 20m		SPEED	15 m/min (일반)
PUSH BUTTON CORD.	Lift-(500~1000)			1~15 m/min (인버터)
POWER SOURCES	AC 3ø 220/380/440 460/480V 60Hz		MOTOR	1.0 kw x 6 poles
CONTROL VOLTAGE	AC 1ø 48/110/120V 60Hz		SPEED	10 m/min (일반)
OPERATION METHOD	PUSH BUTTON SWITCH TYPE ON FL.			1~10 m/min (인버터)
LOAD CHAIN	ø11.2 x P34.3mm x 8fall	BRAKE SYSTEM	HOISTING	MECHANICAL BRAKE
PAINT COLOR	0.4PB 4.2/5.6			DC ELECTRO MAGNETIC BRAKE
RAIL	22Kg		TRAVERSING	DC ELECTRO MAGNETIC BRAKE
NET WEIGHT	ABT. 2,000 kg			

일반 허용 치수의 보통 허용차(mm) KS B 0412 (JIS B 0405)			
치수 구분 (초과~이하)	정밀급 (12급)	중급 (14급)	조급 (16급)
0.5 ~ 3	±0.05	±0.1	-
3 ~ 6	±0.05	±0.1	±0.2
6 ~ 30	±0.1	±0.2	±0.5
30 ~ 120	±0.15	±0.3	±0.8
120 ~ 315	±0.2	±0.5	±1.2
315 ~1000	±0.3	±0.8	±2
1000~2000	±0.5	±1.2	±3

No.	DATE	REVISION RECORD	DWG.	CHK.	APP.

Scale N/S | Projection 3rd ANGLES | Mass Kg

OWNER

KD 국동호이스트 주식회사 KUK DONG HOIST CO., LTD.

DWG No.

Title: ELECTRIC CHAIN HOIST
ASSEMBLY DRAWING
KDC-2-20T-L20

192.168.11.155 / 2011-07-26 10:42:34

불법복제 및 배포금지

불법복제 및 배포금지

ELECTRICAL SYMBOL LIST

NAME	SYMBOL
3 PHASE SQUIRREL CAGE ROTOR INDUCTION MOTOR	IM
3 PHASE WOUND ROTOR INDUCTION MOTOR	IM
DC ELECTRO MAGNETIC BRAKE	DB
AC SOLENOID BRAKE	
OVER LOAD PROTECTOR (=LOAD LIMITER)	OLP
ELECTRONIC OVER CURRENT RELAY	EOCR
MOLDED CASE CIRCUIT BREAKER	
ELECTRIC LEAKAGE BREAKER	
TRANSFORMER	
FUSE	
MAGNETIC CONTACTOR COIL	MC
MAGNETIC CONTACTOR	
THERMAL RELAY	
THERMAL RELAY CONTACTOR	
LIMIT SWITCH	
CAM SWITCH	

NAME	SYMBOL
PUSH BUTTON SWITCH	
PUSH BUTTON SWITCH (1BUTTON 2STEP TYPE)	
EMERGENCY BUTTON SWITCH	
TOGGLE SWITCH	
SELECTOR SWITCH	
KEY SWITCH	
FOOT SWITCH	
BIMETAL	
PLUG	
PILOT LAMP	
WIRING SIREN	
BUZZER	
RECEPTACLE (콘센트)	
3로 SWITCH	
RECTIFIER	
CURRENT TRANSFORMER	

192.168.11.155 / 2011-07-26 10:42:34

< Electrical Specification 1>

1. Power source : AC 3Ø 220V, 380V, 440V, 460V, 480V 60Hz
2. Control source : AC 1Ø 48, 110, 120V 60Hz

OBJECT	MOTOR OUTPUT	220V		380V		440V		460V		480V		BRAKE	REMARK
		STATOR CURRENT	1st CABLE SIZE	STATOR CURRENT	1st CABLE SIZE	STATOR CURRENT	1st CABLE SIZE	STATOR CURRENT	1st CABLE SIZE	STATOR CURRENT	1st CABLE SIZE		
MAIN HOIST	2 X 3.3Kw x 4P	2X13.0A	4.0sq	2X7.53A	4.0sq	2X6.5A	4.0sq	2X6.0A	4.0sq	2X5.96A	4.0sq	DC MAG. BRAKE	2 DRIVE
TRAVERSING	1.5Kw X 4P	7.3A	2.5sq	4.2A	2.5sq	3.7A	2.5sq	3.5A	2.5sq	3.4A	2.5sq	DC MAG. BRAKE	1 DRIVE
CONTROL CURRENT		2A	4.0sq	1A	4.0sq	1A	4.0sq	1A	4.0sq	1A	4.0sq		
LIGHTING & ACC'Y CIRCUIT		-	-	-	-	-	-	-	-	-	-		
SUB TOTAL (NORMAL LOAD)		35.3A	16sq	20.26A	6sq	17.7A	4.0sq	16.5A	4.0sq	16.32A	4.0sq	I(A)=M/H+T/S+ASS'Y	
SUB TOTAL (PEAK LOAD)		44.12A	-	25.32A	-	22.12A	-	20.62A	-	20.4A	-	I(A)=(M/H+T/S+ASS'Y)×1.25	

192.168.11.155 / 2011-07-26 10:42:34

불법복제 및 배포금지

< Electrical Specification 2>

1. Power source : AC 3Ø 220V, 380V, 440V, 460V, 480V 60Hz
2. Control source : AC 1Ø 48, 110, 120V 60Hz

OBJECT	MOTOR OUTPUT	220V		380V		440V		460V		480V		BRAKE	REMARK
		STATOR CURRENT	1st CABLE SIZE	STATOR CURRENT	1st CABLE SIZE	STATOR CURRENT	1st CABLE SIZE	STATOR CURRENT	1st CABLE SIZE	STATOR CURRENT	1st CABLE SIZE		
MAIN HOIST	2 X 3.3Kw x 4P	2X13.0A	4.0sq	2X7.53A	4.0sq	2X6.5A	4.0sq	2X6.0A	4.0sq	2X5.96A	4.0sq	DC MAG. BRAKE	2 DRIVE
TRAVERSING	1.0Kw X 6P	6.7A	2.5sq	3.9A	2.5sq	3.3A	2.5sq	3.2A	2.5sq	3.1A	2.5sq	DC MAG. BRAKE	1 DRIVE
CONTROL CURRENT		2A	4.0sq	1A	4.0sq	1A	4.0sq	1A	4.0sq	1A	4.0sq		
LIGHTING & ACC'Y CIRCUIT		-	-	-	-	-	-	-	-	-	-		
SUB TOTAL (NORMAL LOAD)		34.7A	16sq	19.96A	6sq	17.3A	4.0sq	16.2A	4.0sq	16.02A	4.0sq	I(A)=M/H+T/S+ASS'Y	
SUB TOTAL (PEAK LOAD)		43.37A	-	24.95A	-	21.62A	-	20.25A	-	20.02A	-	I(A)=(M/H+T/S+ASS'Y)×1.25	

192.168.11.155 / 2011-07-26 10:42:34

불법복제 및 배포금지

불법복제 및 배포금지

■ 배선용 차단기의 정격전류 용량 계산

♠ 규격 : 차단기의 차단용량이 해당 전동기 등의 정격전류에 대하여 250% 이하일 것.
(안전인증 절차 및 안전인증 55항목 전기관계)

◆ $I_B \leq 2.5 \times (I_M + I_L)$

I_B : 배선용 차단기의 정격전류

I_M : 전동기 정격전류

I_L : 전동기 이외의 부하전류

부품 \ 전압		220V	380V	440V	460V	480V
20 TON	권상 전동기	2×13.0	2×7.53	2×6.5	2×6.0	2×5.96
	횡행 전동기	7.3	4.2	3.7	3.5	3.4
I_L (부하전류)		2	1	1	1	1
합 계		35.3	20.26	17.7	16.5	16.32
배선용 차단기 적용 계산값		88.25	50.65	44.25	41.25	40.8
배선용 차단기 적용 용량		53AF/50AT	33AF/30AT	33AF/30AT	33AF/30AT	33AF/30AT

(횡행모터적용 1.5kw × 4P)

192.168.11.155 / 2011-07-26 10:42:34

불법복제 및 배포금지

■ 배선용 차단기의 정격전류 용량 계산

♠ 규격 : 차단기의 차단용량이 해당 전동기 등의 정격전류에 대하여 250% 이하일 것.
(안전인증 절차 및 안전인증 55항목 전기관계)

◆ $I_B \leq 2.5 \times (I_M + I_L)$

I_B : 배선용 차단기의 정격전류

I_M : 전동기 정격전류

I_L : 전동기 이외의 부하전류

부품 \ 전압		220V	380V	440V	460V	480V
20 TON	권상 전동기	2×13.0	2×7.53	2×6.5	2×6.0	2×5.96
	횡행 전동기	6.7	3.9	3.3	3.2	3.1
I_L (부하전류)		2	1	1	1	1
합 계		34.7	19.96	17.3	16.2	16.02
배선용 차단기 적용 계산값		86.75	49.9	43.25	40.5	40.05
배선용 차단기 적용 용량		53AF/50AT	33AF/30AT	33AF/30AT	33AF/30AT	33AF/30AT

(횡행모터적용 1.0kw × 6P)

192.168.11.155 / 2011-07-26 10:42:34

불법복제 및 배포금지

과부하 방지장치 전류 조정 기준치

1. 내부 조작반의 전류 조정버튼으로 설정한다.

2. 전류 설정범위 도표

구 분	전동기 용량	범위	공급전압 별 전류 설정값	
			공급전압[V]	전류 설정값[A]
권 상	2×3.3[Kw] x 4P	100%	220V	13.0
			380V	7.53
			440V	6.50
			460V	6.00
			480V	5.96
		110%	220V	14.3
			380V	8.3
			440V	7.2
			460V	6.6
			480V	6.6

3. 과부하 방지장치의 전류설정은 하중110%에 대한 전류값을 전류 조정버튼으로 조정한다.

4. 상기 정격전류는 극동제품에 맞게 설정되어 있으며, 공장내부의 전압 및 전류는 변동이 발생될 수 있기 때문에 정격전류의 설정치는 약간의 변동이 발생될 수도 있음. 또한, 전동기의 제조 특성상 ±5%범위의 오차 가능성도 있음.

5. 20톤 호이스트는 3.3kw Motor 2대를 병렬로 연결하여 사용하기 때문에 과부하 방지장치의 C.T도 각각의 Motor에 연결하며 설정치 또한 각각 조정해 주어야 함.

192.168.11.155 / 2011-07-26 10:42:34

불법복제 및 배포금지

EOCR 전류 조정 기준치

1. 전류 설정범위 도표

구 분	전동기 용량	범위	공급전압 별 전류 설정값	
			공급전압[V]	전류 설정값[A]
권 상	2×3.3[Kw] x 4P	100%	220V	13.0
			380V	7.53
			440V	6.50
			460V	6.00
			480V	5.96
		110%	220V	14.3
			380V	8.3
			440V	7.2
			460V	6.6
			480V	6.6

2. EOCR 전류설정은 실 인가 전류의 110%에 설정한다.

3. 상기 정격전류는 극동제품에 맞게 설정되어 있으며, 공장내부의 전압 및 전류는 변동이 발생될 수 있기 때문에 정격전류의 설정치는 약간의 변동이 발생될 수도 있음. 또한, 전동기의 제조 특성상 ±5%범위의 오차 가능성도 있음.

4. 20톤 호이스트는 3.3kw Motor 2대를 병렬로 연결하여 사용하기 때문에 과부하 방지장치의 EOCR도 각각의 Motor에 연결하며 설정치 또한 각각 조정해 주어야 함.

192.168.11.155 / 2011-07-26 10:42:34

192.168.11.155 / 2011-07-26 10:42:34

POWER CIRCUIT

TRAVELLING POWER SUPPLY SYSTEM

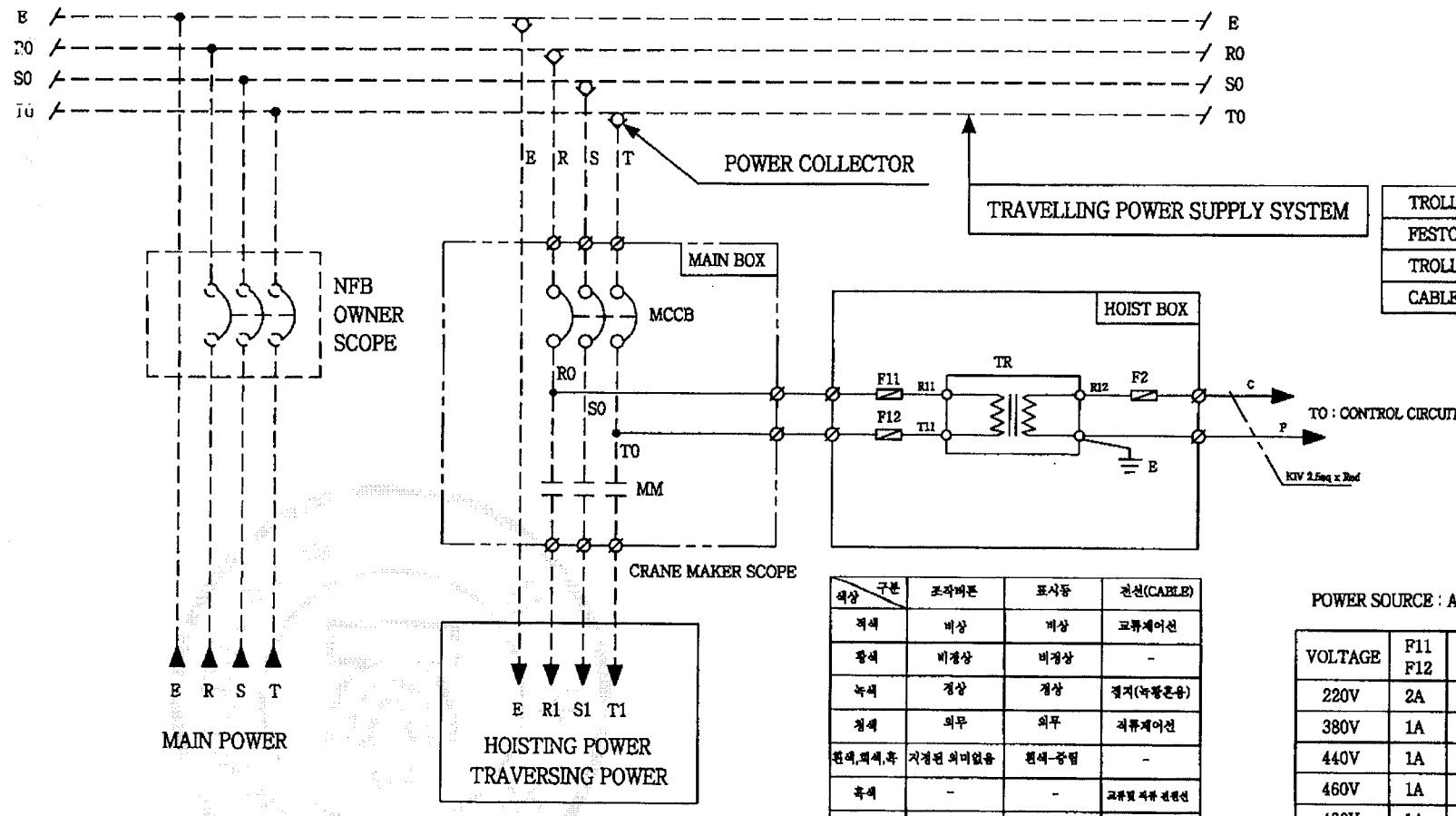

TROLLEY BAR
FESTOON TYPE
TROLLEY DUCT
CABLE REEL

색상 \ 구분	조작버튼	표시등	전선(CABLE)
적색	비상	비상	교류제어선
황색	비정상	비정상	-
녹색	정상	정상	접지(녹황혼용)
청색	의무	의무	직류제어선
흰색,회색,흑	지정된 의미없음	흰색-중립	-
흑색	-	-	교류및 직류 전원선
주황색	-	-	외부 인동장치

POWER SOURCE : AC 3ø 60Hz

VOLTAGE	F11 F12	F2	TR
220V	2A	3A	100VA
380V	1A	3A	100VA
440V	1A	3A	100VA
460V	1A	3A	100VA
480V	1A	3A	100VA

MK	DATE	REVISIONS	CHK.	APP.
4				
3				
2				
1				

DRAWING TITLE	KDC-2-20T-L20	DRAWING	DESIGN	CHECKED	APPROVED	SCALE	DATE
	MAIN POWER CIRCUIT 1				M.H.Kim		
	DIAGRAM	KD KUK DONG HOIST CO., LTD.			DWG. NO		

불법복제 및 배포금지

192.168.11.155 / 2011-07-26 10:42:34

불법복제 및 배포금지

POWER CIRCUIT

HOISTING MOTION | TRAVERSING MOTION

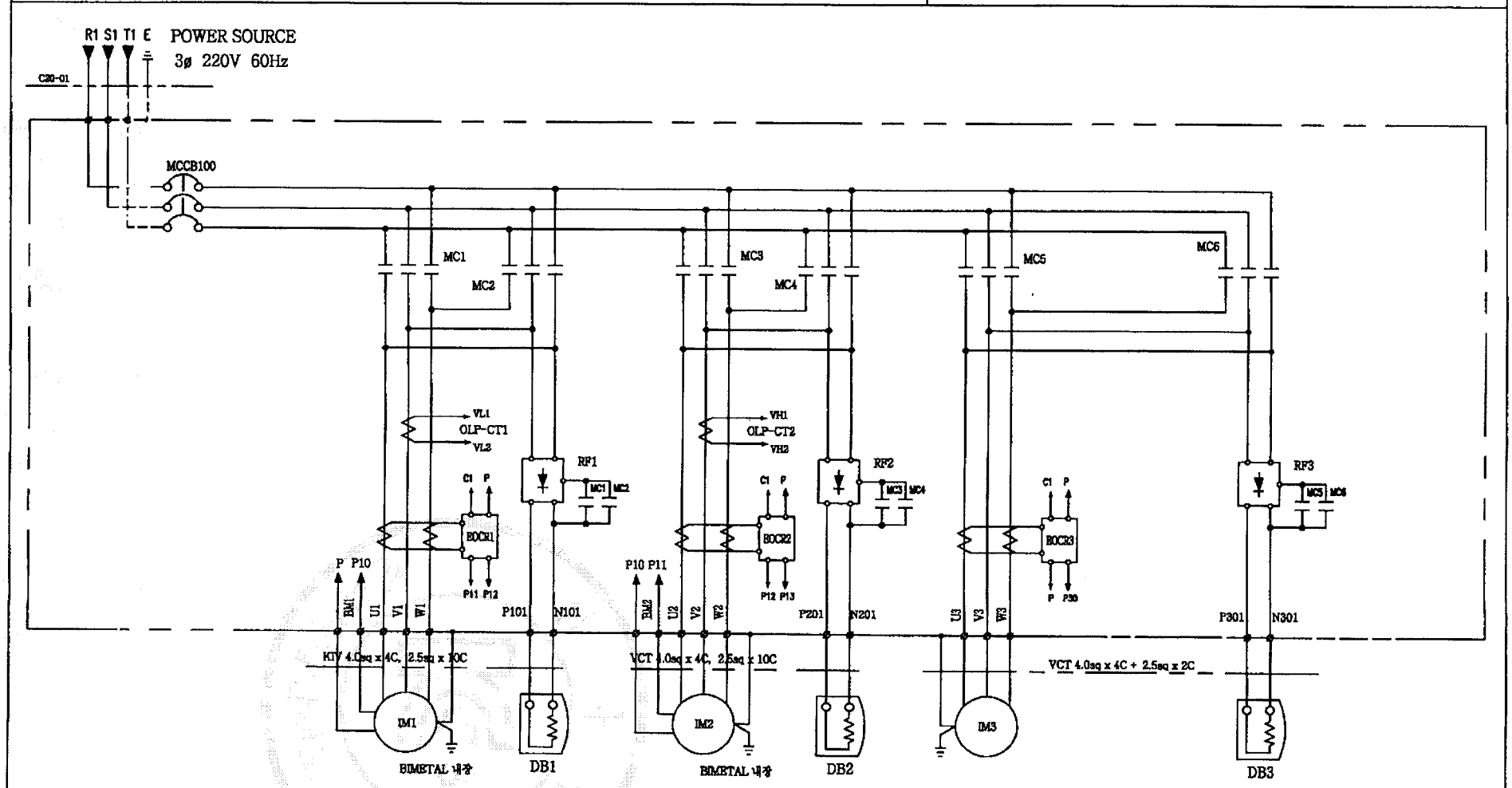

SPECIFICATION	HOISTING POWER	HOISTING MOTOR	TRAVERSING MOTOR	DC MAG. BRAKE	NO FUSE BREAKER	TRANSFORMER	FUSE		MAIN MAGNETIC CONTACTOR	MAGNETIC CONTACTOR	ELECTRONIC OVER CURRENT RELAY	HALF WAVE RECTIFIER	LOAD LIMITER	CABLE
SYMBOL	HOIST	IM1,2	IM3	DB1,2,3	MCCB100	TR10	F11, 12	F2	MM	MC1,2,3,4,5,6	EOCR1, 2, 3	RF1,2,3	LOAD LIMITER	C20-01
	20TON AC 3ø 220V 60Hz	3.3kw x 4P	1.5kw x 4P	DC 90V	53AF/50AT	220-48/110/120V, 100VA	2A	3A	DM-40C	DM-22C	SS-30	SR-30	JDL-100	VCT 16sq x 4C
	20TON AC 3ø 220V 60Hz	3.3kw x 4P	1.0kw x 6P	DC 90V	53AF/50AT	220-48/110/120V, 100VA	2A	3A	DM-40C	DM-22C	SS-30	SR-30	JDL-100	VCT 16sq x 4C
MAKER	KUK DONG HOIST				LS	SHIN HAN CORE	-		DAE SUNG		SAM HWA	KUK DONG HOIST	JEONG HO	SEOUL

MK	DATE	REVISIONS	CHK.	APP.
3				
2				
1				

DRAWING TITLE: KDC-2-20T-L20 / HOISTING & TRAVERSING / POWER CIRCUIT DIAGRAM

DRAWING	DESIGN	CHECKED	APPROVED	SCALE	DATE
			M.H.Kim		

KD KUK DONG HOIST CO., LTD.

DWG. NO

192.168.11.155 / 2011-07-26 10:42:34

불법복제 및 배포금지

POWER CIRCUIT

HOISTING MOTION | TRAVERSING MOTION

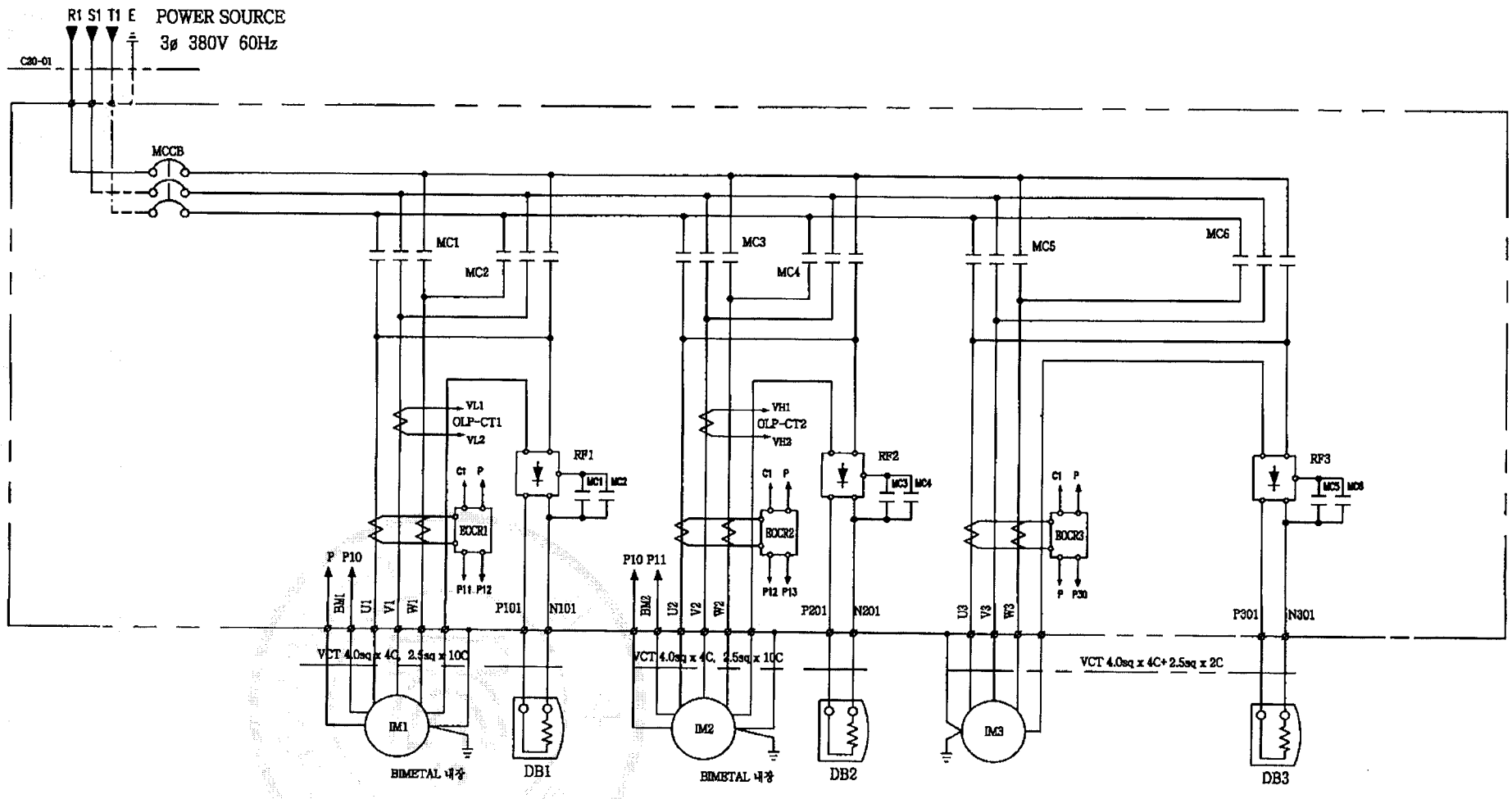

SPECIFICATION	HOISTING POWER	HOISTING MOTOR	TRAVERSING MOTOR	DC MAG. BRAKE	NO FUSE BREAKER	TRANSFORMER	FUSE		MAIN MAGNETIC CONTACTOR	MAGNETIC CONTACTOR	ELECTRONIC OVER CURRENT RELAY	HALF WAVE RECTIFIER	LOAD LIMITER	CABLE
SYMBOL	HOIST	IM1,2	IM3	DB1,2,3	MCCB100	TR10	F11, 12	F2	MM	MC1,2,3,4,5,6	EOCR1, 2, 3	RF1,2,3	LOAD LIMITER	C20-01
	20TON AC 3ø 380V 60Hz	3.3kw x 4P	1.5kw x 4P	DC 90V	33AF/30AT	380-48/110/120V, 100VA	1A	3A	DM-40C	DM-22C	SS-30	SR-30	JDL-100	VCT 6sq x 4C
	20TON AC 3ø 380V 60Hz	3.3kw x 4P	1.0w x 6P	DC 90V	33AF/30AT	380-48/110/120V, 100VA	1A	3A	DM-40C	DM-22C	SS-30	SR-30	JDL-100	VCT 6sq x 4C
MAKER	KUK DONG HOIST				LS	SHIN HAN CORE	-		DAE SUNG		SAM HWA	KUK DONG HOIST	JEONG HO	SEOUL

MK	DATE	REVISIONS	CHK.	APP.
3				
2				
1				

DRAWING TITLE: KDC-2-20T-L20 / HOISTING & TRAVERSING / POWER CIRCUIT DIAGRAM

DRAWING	DESIGN	CHECKED	APPROVED	SCALE	DATE
			M.H.Kim		

KD KUK DONG HOIST CO., LTD.

DWG. NO

192.168.11.155 / 2011-07-26 10:42:34

물품보관함 및 배전반도

POWER CIRCUIT

HOISTING MOTION | TRAVERSING MOTION

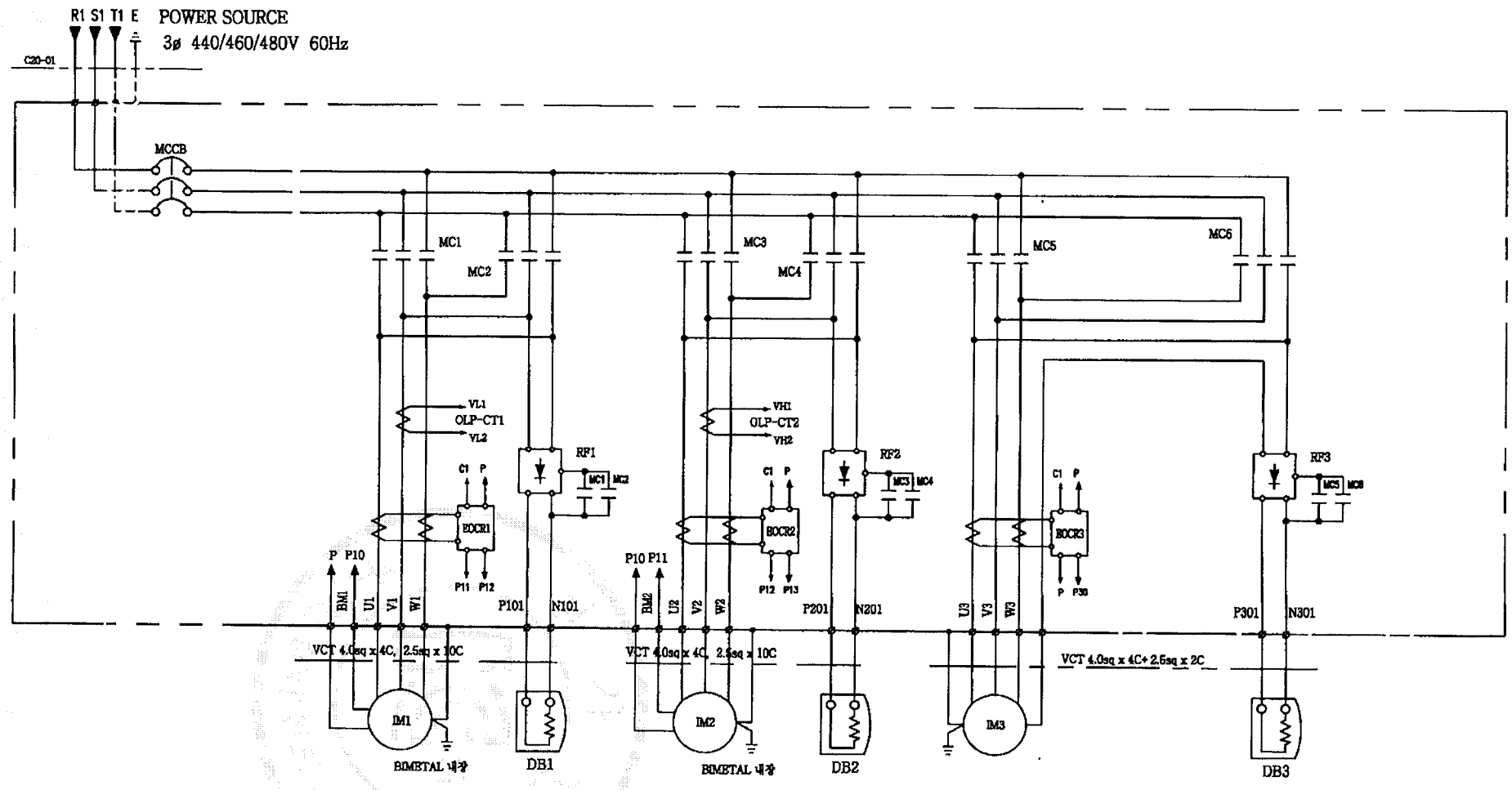

SPECIFICATION	HOISTING POWER	HOISTING MOTOR	TRAVERSING MOTOR	DC MAG. BRAKE		NO FUSE BREAKER	TRANSFORMER	FUSE		MAIN MAGNETIC CONTACTOR	MAGNETIC CONTACTOR	ELECTRONIC OVER CURRENT RELAY	HALF WAVE RECTIFIER	LOAD LIMITER	CABLE
SYMBOL	HOIST	IM1,2	IM3	DB1,2(460/480)	DB3	MCCB100	TR10	F11, 12	F2	MM	MC1,2,3,4,5,6	EOCR1, 2, 3	RF1,2,3	LOAD LIMITER	C20-01
	20TON AC 3ø 440/460/480V 60Hz	3.3kw x 4P	1.5kw x 4P	DC 190V(205V)	DC 90V	[illegible]	[illegible]	1A	3A	DM-40C	DM-22C	SS-30	SR-30	JDL-100	VCT 4sq x 4C
	20TON AC 3ø 440/460/480V 60Hz	3.3kw x 4P	1.0kw x 6P	DC 190V(205V)	DC 90V	[illegible]	[illegible]	1A	3A	DM-40C	DM-22C	SS-30	SR-30	JDL-100	VCT 4.0sq x 4C
MAKER	KUK DONG HOIST					LS	SHIN HAN CORE	-		DAE SUNG		SAM HWA	KUK DONG HOIST	JUNG HO	SEOUL

MK	DATE	REVISIONS	CHK.	APP.
3				
2				
1				

DRAWING TITLE: KDC-2-20T-L20 / HOISTING & TRAVERSING / POWER CIRCUIT DIAGRAM

DRAWING	DESIGN	CHECKED	APPROVED	SCALE	DATE
			M.H.Kim		

KD KUK DONG HOIST CO., LTD.

DWG. NO

불법복제 및 배포금지

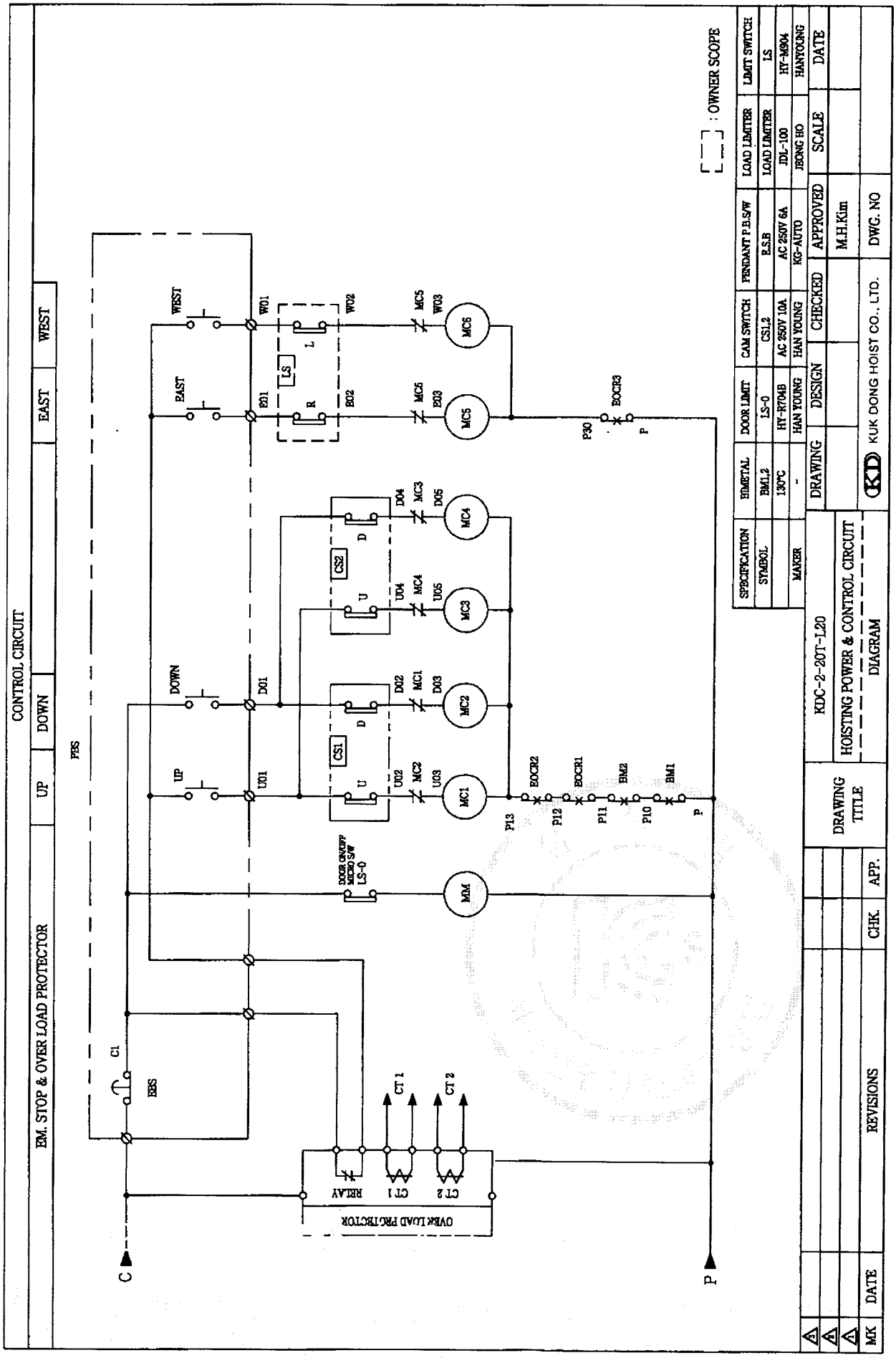

192.168.11.155 / 2011-07-26 10:42:34

192.168.11.155 / 2011-07-26 10:42:34

불법복제 및 배포금지

CONTROL CIRCUIT

EM. STOP & OVER LOAD PROTECTOR	UP	DOWN		EAST	WEST	SOUTH	NORTH

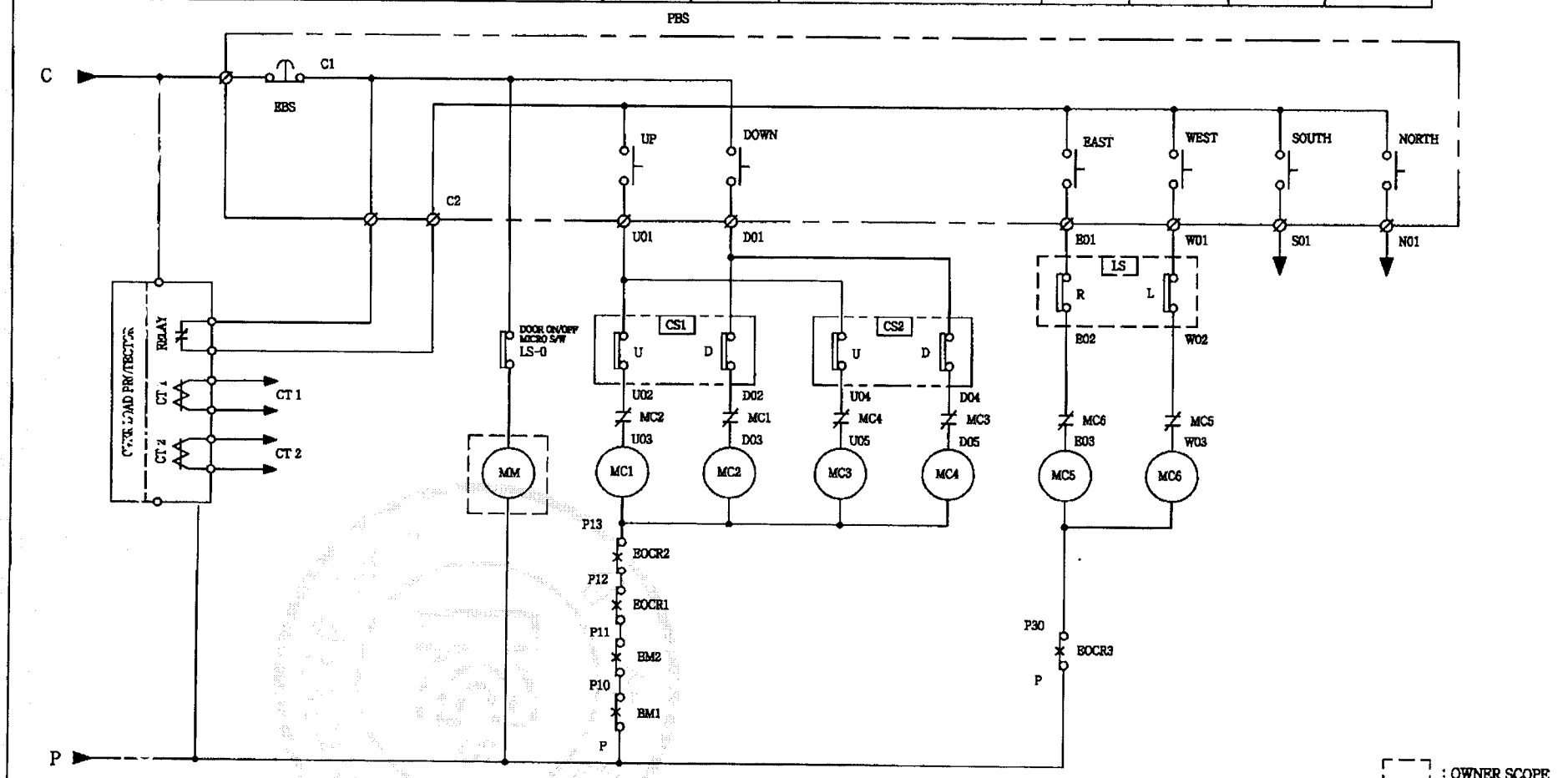

SPECIFICATION	BIMETAL	DOOR LIMIT	CAM SWITCH	PENDANT P.B.S/W	LOAD LIMITER	LIMIT SWITCH
SYMBOL	BM1,2	LS-0	CS1,2	E.S.B	LOAD LIMITER	LS
	130°C	HY-R704B	AC 250V 10A	AC 250V 6A	JDL-100	HY-M904
MAKER	-	HAN YOUNG	HAN YOUNG	KG-AUTO	JEONG HO	HANYOUNG

MK	DATE	REVISIONS	CHK.	APP.
3				
2				
1				

DRAWING TITLE: KDC-2-20T-L20 — HOISTING POWER & CONTROL CIRCUIT DIAGRAM

DRAWING	DESIGN	CHECKED	APPROVED	SCALE	DATE
			M.H.Kim		

KD KUK DONG HOIST CO., LTD. — DWG. NO

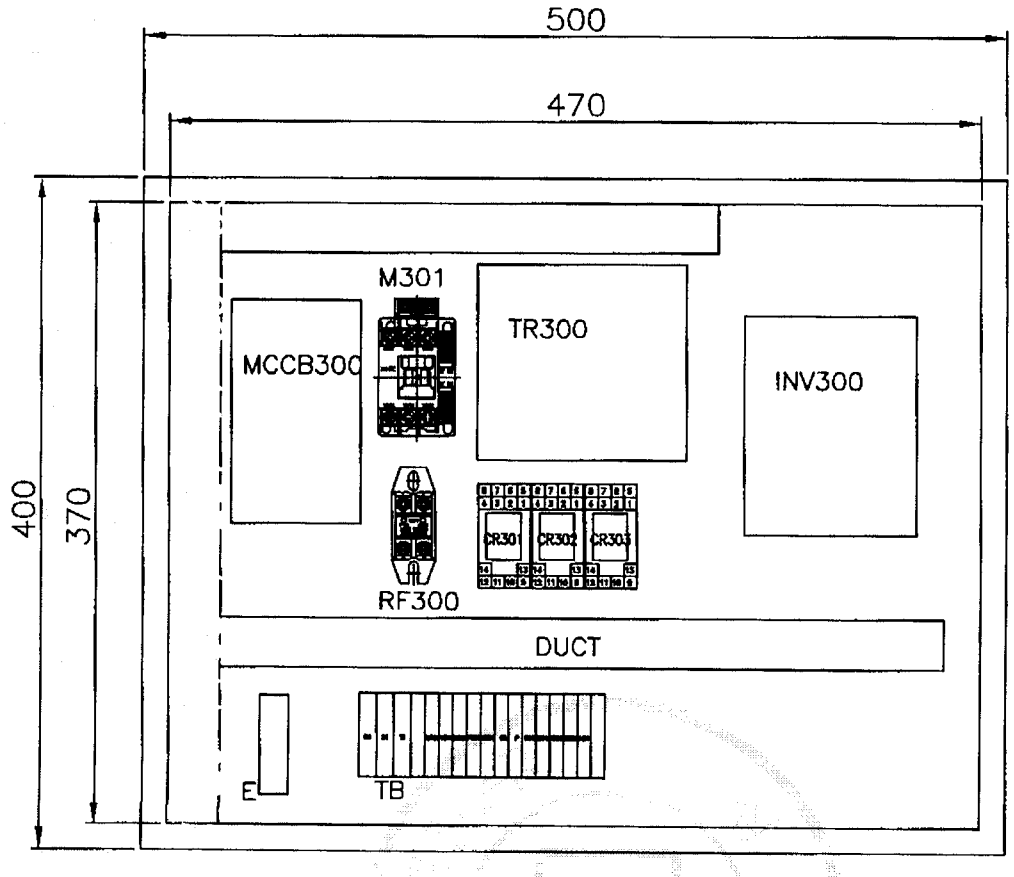



NO.	DESCRIPTION	MT'L	SUB	TOTAL	SUB	TOTAL	REMARKS.
			QT'Y		WEIGHT(Kg)		
2	수 판	SS400		1			
1	T/S BOX	PUR		1			
11	EARTH BUS BAR	PUR		1			
10	DUCT	PUR		1			
9	TERMINAL BLOCK	PUR		1			
8	INVERTER	PUR		1			
7	TR	PUR		1			
6	RELAY & SCOKET	PUR		1			
5	RF	PUR		1			
4	MC	PUR		1			
3	MCCB	PUR		1			

PROJECT				DATE	DIM
					mm
TITLE	T/S CONTROL PANEL(INVERTER)			SCALE	PROJECTION
				A3/3	3rd
DRAWN	DESIGNED	CHECKED	APPROVED	REF. DRAWING	

국동호이스트 주식회사
KUK DONG HOIST CO., LTD.

SHEET No.

DWG No.

192.168.11.155 / 2011-07-26 10:42:34

불법복제 및 배포금지

1	2	3	4	5	6	7	8	9	10	11	12	13	14	15	16	17	18	19	20

TRAVERSING MOTION

ADR'S NO.

POWER CIRCUIT DIAGRAM

CONTROL CIRCUIT DIAGRAM

BRAKE | EAST | WEST | HIGH SPEED

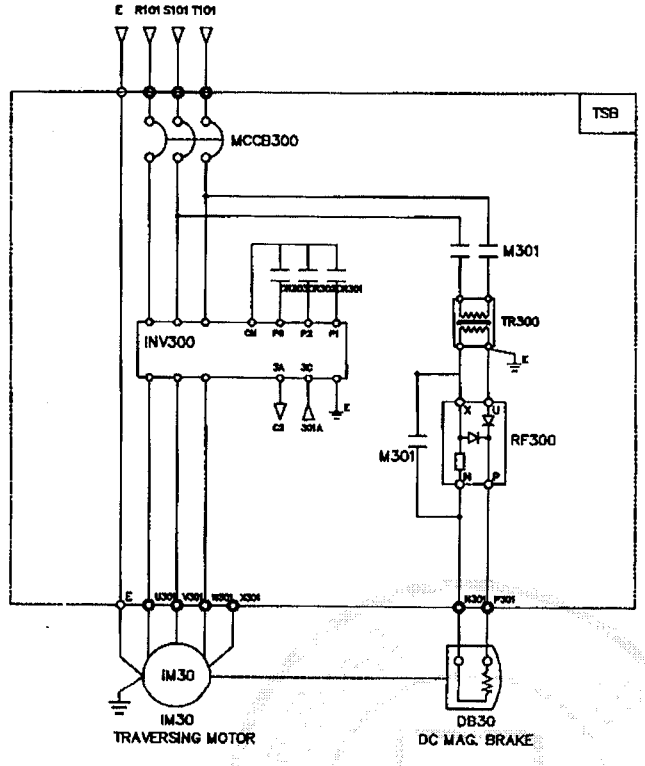

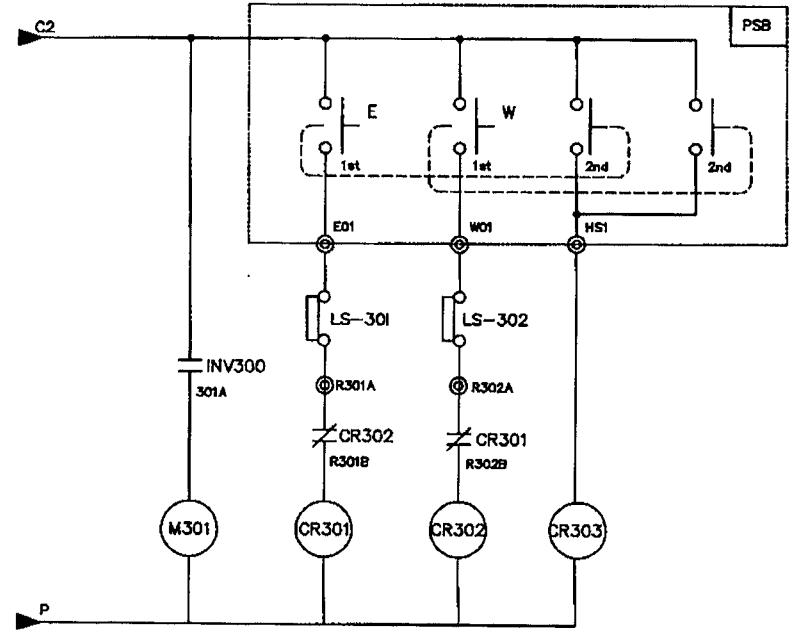

SPECIFICATION / SYMBOLS	TRAVERSING POWER	TRAVERSING MOTOR	DC.MAG BRAKE	NO FUSE BREAKER	TRANSFORMER	BRAKE MAGNET	CONTROL RELAY	INVERTER	SILICON RECTIFIER	
DESCRIPTION		IM 30	DB30	MCCB300	TR 300	M301	CR301,302,303	INV300	RF300	
	AC 3PH 220V 60Hz	1.0KW x 6P	DC 100V	DBE-33AF/10AT	220/220V,200VA	DM-22C	MINI 4a4b(Coil AC110V)	SV022IG5A-2	SR-30	
	AC 3PH 380(440,460,480)V 60Hz	1.0KW x 6P	DC 100V	DBE-33AF/10AT	380(440,460,480)/220V,200VA	DM-22C	MINI 4a4b(Coil AC110V)	SV022IG5A-4	SR-30	
SELECTION / MAKER	KUK DONG HOIST							LS	ASECO	

MK	DATE	REVISIONS	CHK.	APP.
4				
3				
2				
1				

CUSTOMER	INVERTER CONTROL
DRAWING TITLE	TRAVERSING POWER & CONTROL CIRCUIT DIAGRAM

DRAWING	DESIGN	CHECKED	APPROVED	SCALE	DATE	ORDER NO.

극동호이스트 주식회사
KUK DONG HOIST CO., LTD.

DWG. NO

192.168.11.155 / 2011-07-26 10:42:34

불법복제 및 배포금지

1	2	3	4	5	6	7	8	9	10	11	12	13	14	15	16	17	18	19	20

TRAVERSING MOTION

ADR'S NO.

POWER CIRCUIT DIAGRAM

CONTROL CIRCUIT DIAGRAM

BRAKE	EAST	WEST	HIGH SPEED

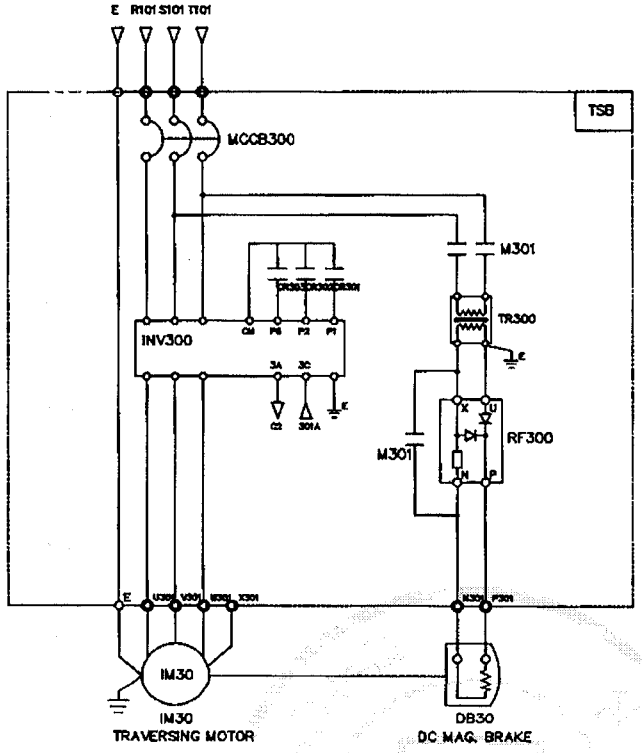

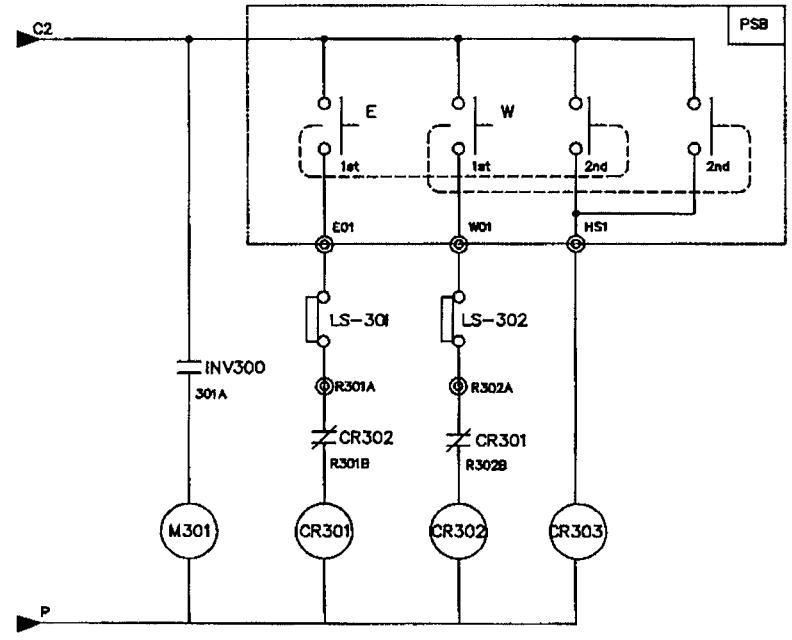

SPECIFICATION / SYMBOLS / DESCRIPTION	TRAVERSING POWER	TRAVERSING MOTOR	DC.MAG' BRAKE	NO FUSE BREAKER	TRANSFORMER	BRAKE MAGNET	CONTROL RELAY	INVERTER	SILICON RECTIFIER
		IM 30	DB30	MCCB300	TR 300	M301	CR301,302,303	INV300	RF300
	AC 3PH 220V 60Hz	1.5KW x 4P	DC 100V	DBE-33AF/10AT	220/220V,200VA	DM-22C	MINI 4a4b(Coil AC110V)	SV022IG5A-2	SR-30
	AC 3PH 380(440,460,480)V 60Hz	1.5KW x 4P	DC 100V	DBE-33AF/10AT	380(440,460,480)/220V,200VA	DM-22C	MINI 4a4b(Coil AC110V)	SV022IG5A-4	SR-30
SELECTION / MAKER	KUK DONG HOIST							LS	ASECO

MK	DATE	REVISIONS	CHK.	APP.
4				
3				
2				
1				

CUSTOMER	INVERTER CONTROL
DRAWING TITLE	TRAVERSING POWER & CONTROL CIRCUIT DIAGRAM

DRAWING	DESIGN	CHECKED	APPROVED	SCALE	DATE	ORDER NO.

극동호이스트 주식회사
KUK DONG HOIST CO., LTD.

DWG. NO

192.168.11.155 / 2011-07-26 10:42:34

불법복제 및 배포금지

1	2	3	4	5	6	7	8	9	10	11	12	13	14	15	16	17	18	19	20.

ADR'S NO.

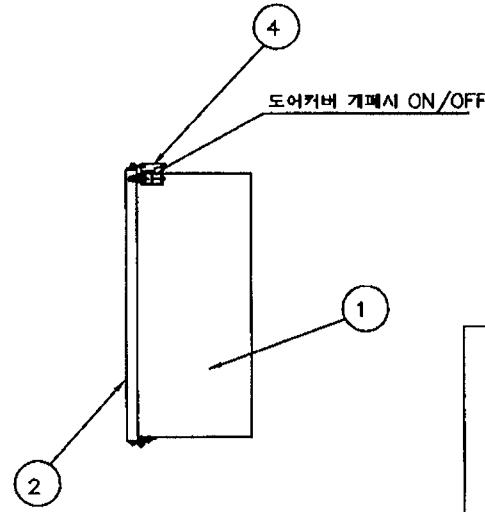

NO	DESCRIPTION	MT'L	REMARKS
1	PANEL CASE	SPC	1.6t
2	PANEL COVER	SPC	1.6t
3	HINGE	PUR'	
4	CLAMP	PUR'	
5	SPONGE	PUR'	
6	MICRO S/W	PUR'	도어커버 개폐시 ON/OFF

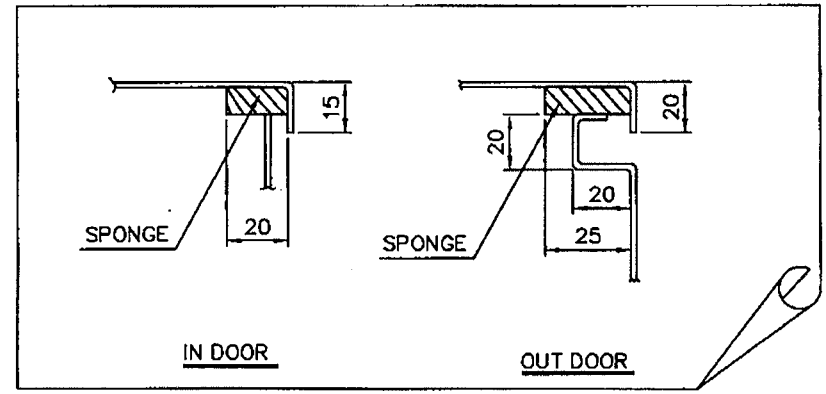

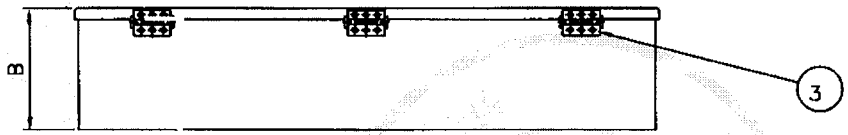

NOTE

1.PROTECTION DEGREE ;

A, INDOOR TYPE : DUST PROOF

B, OUT DOOR TYPE : SPLASH PROOF

2.FINAL PAINTING COLOR (MUNSELL NO.)

A. IN SIDE : 10B 3/5

B. OUT SIDE : 10B 3/5

3.PAINTING THICKNESS : ABOVE 40 um

4.APPLICATION VOLTAGE : 220V,380V,440V,460V,480V

5.제어용 전선 : 2.5sq KIV,HIV

6.외함 개방 구조는 다음과 같다.

1) 외함 개방시 충전 부분이 차단되도록 한다.

2) 외함 개방 후 충전되어있는 부분은 IP2X 이상의 직접 접촉 방호가 되어있을것.

SELECTION	HOIST CAPACITY	DESCRIPTION	IN DOOR			OUT DOOR			REMARK
			A	B	L	A	B	L	
	20 TON	NORMAL	360	170	790	360	170	810	

MK	DATE	REVISIONS	CHK.	APP.
4				
3				
2				
1				

CUSTOMER	KDC-2-20T-L20
DRAWING TITLE	HOISTING CONTROL BOX
	LAY-OUT

DRAWING	DESIGN	CHECKED	APPROVED	SCALE	DATE	ORDER NO.
				NONE		

극동호이스트 주식회사
KUK DONG HOIST CO., LTD.

DWG. NO

192.168.11.155 / 2011-07-26 10:42:34

불법복제 및 배포금지

NO	DESCRIPTION	MATERIAL	Q'TY	SIZE	REMARK
1	MCCB100	PUR.	1	ABS53b(50A)	
2	MC1~MC6	PUR.	6	DMC-22C	
3	RF1~RF3	PUR.	3	SR30	
4	EOCR1~3	PUR.	1	SS30	
5	TR	PUR.	1	220V-48,110,120V 100VA	
6	TERMINAL BLOCK	PUR.	–		
7	EARTH BUS BAR	PUR.	1		

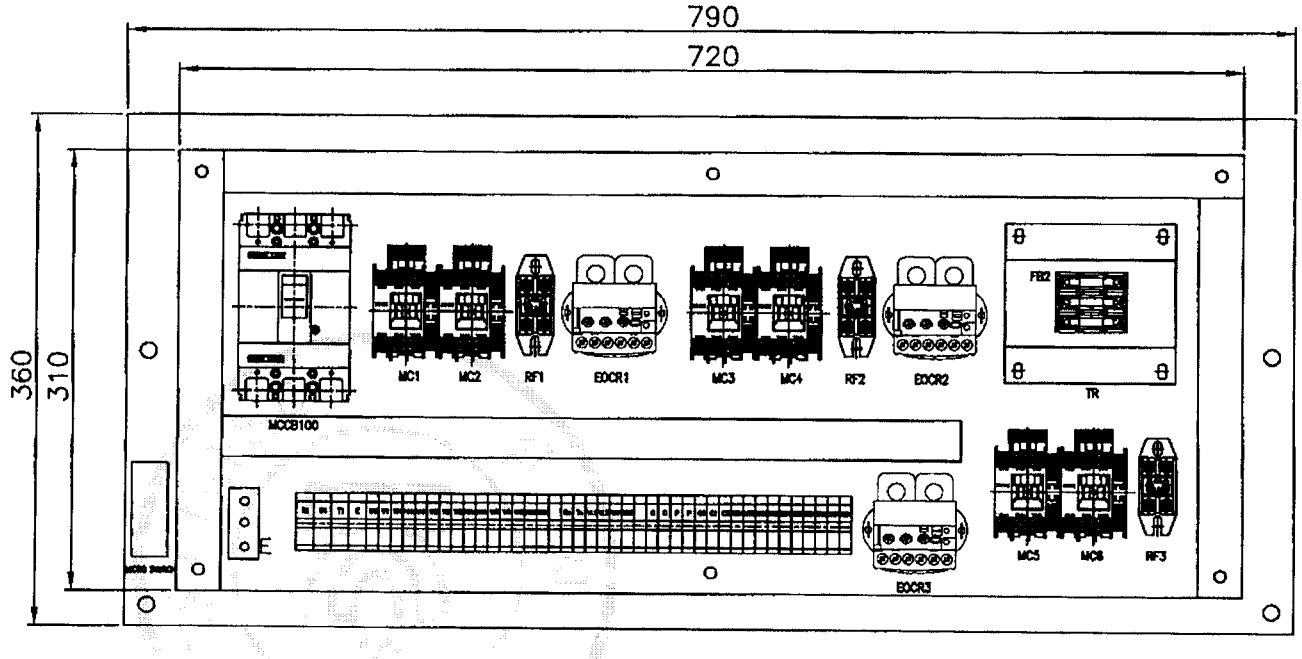



CONTROL PANEL 배치도

No.	DATE	REVISION RECORD	DWG.	CHK.	APP.
0	11.07.11	REDRAWING	M.H.Kim		

Scale	N/S	Pro-jection	3rd ANGLES	Mass	Kg
OWNER				Title	ELECTRIC CHAIN HOIST
					전장품 배치도
					KDC-2-20T
KD 국동호이스트 주식회사 KUK DONG HOIST CO., LTD.				DWG No.	

불법복제 및 배포금지

192.168.11.155 / 2011-07-26 10:42:34

NO	DESCRIPTION	MATERIAL	Q'TY	SIZE	REMARK
1	MCCB100	PUR.	1	ABS33b(30A)	
2	MC1~MC6	PUR.	6	DMC-22C	
3	RF1~RF3	PUR.	3	SR30	
4	EOCR1~3	PUR.	1	SS30	
5	TR	PUR.	1	380V/48,110,120V 100VA	
6	TERMINAL BLOCK	PUR.	–		
7	EARTH BUS BAR	PUR.	1		

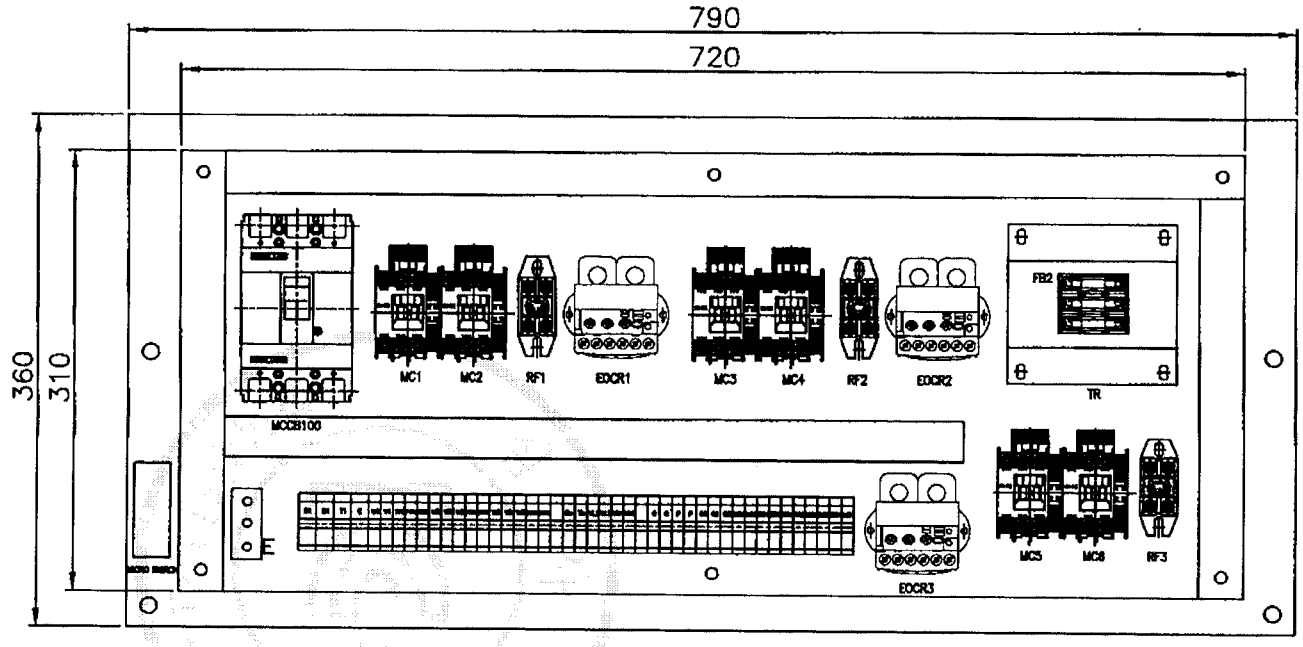



CONTROL PANEL 배치도

No.	DATE	REVISION RECORD	DWG.	CHK.	APP.
0	11.07.11	REDRAWING	M.H.Kim		

Scale	N/S	Pro-jection	3rd ANGLES	Mass	Kg	TRUe	ELECTRIC CHAIN HOIST
OWNER							전장품 배치도
							KDC-2-20T
KD 국동호이스트 주식회사 KUK DONG HOIST CO., LTD.						DWG No.	

불법복제 및 배포금지

192.168.11.155 / 2011-07-26 10:42:34

NO	DESCRIPTION	MATERIAL	Q'TY	SIZE	REMARK
1	MCCB100	PUR.	1	ABS33b(30A)	
2	MC1~MC6	PUR.	6	DMC-22C	
3	RF1~RF3	PUR.	3	SR30	
4	EOCR1~3	PUR.	1	SS30	
5	TR	PUR.	1	440/460/480-48,110,120100VA	
6	TERMINAL BLOCK	PUR.	–		
7	EARTH BUS BAR	PUR.	1		

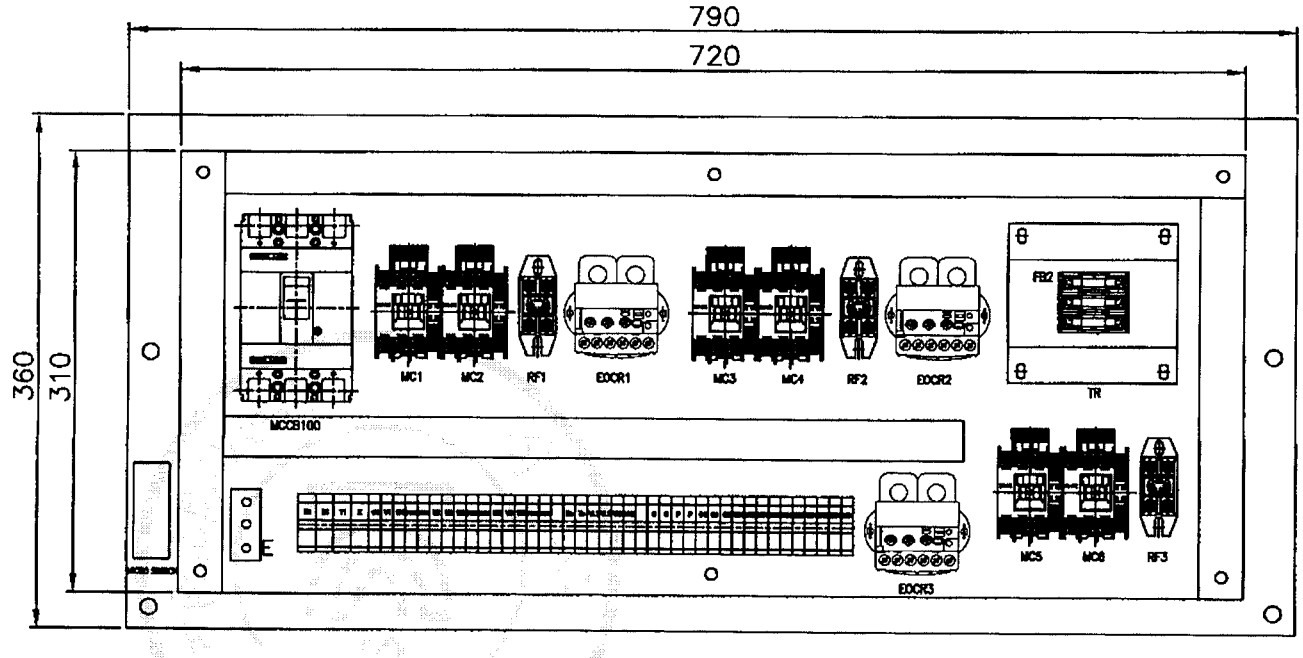



CONTROL PANEL 배치도

No.	DATE	REVISION RECORD	DWG.	CHK.	APP.
0	11.07.11	REDRAWING	M.H.Kim		

Scale	N/S	Pro-jection	3rd ANGLES	Mass	Kg	Title	ELECTRIC CHAIN HOIST
OWNER							전장품 배치도
							KDC-2-20T
KD 극동호이스트 주식회사 KUK DONG HOIST CO., LTD.						DWG No.	

불법복제 및 배포금지

192.168.11.155 / 2011-07-26 10:42:34

192.168.11.155 / 2011-07-26 10:42:34

불법복제 및 배포금지

KD

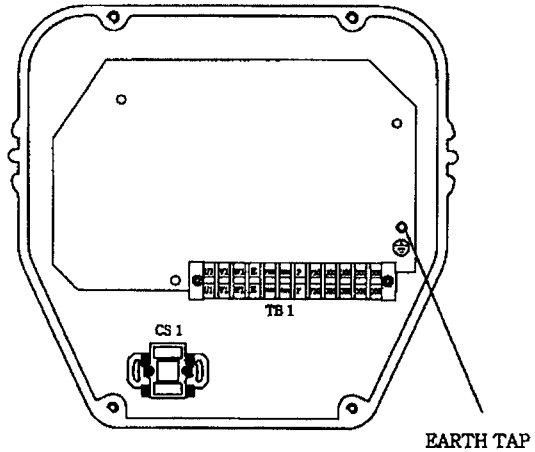

HOIST CONTROL PANEL - 1

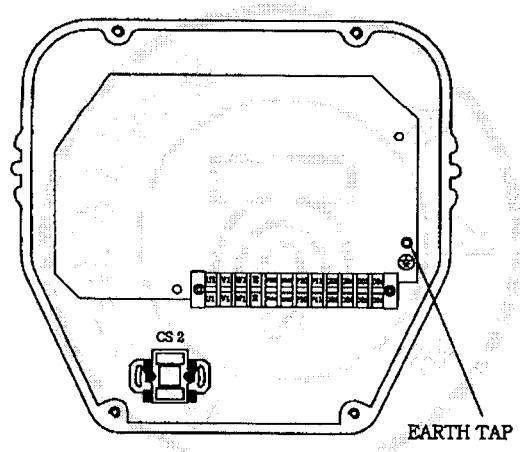

HOIST CONTROL PANEL - 2

SYMBOL	NAME	SPEC	MAKER	Q'ty
CS1,2	CAM SWITCH	HY-SQ5-SH-GP1전	HAN YOUNG	2
TB1,2	TERMINAL BLOCK	20A x 12P	HAN YOUNG	2

Scale	N / S	DISN.BY	CHK.BY	APPR.BY	Title	HOIST CONTROL PANEL
Pro-jection	3ANGLES	K.M.Seo		M.H.Kim		KDC-2-20T-L20
Mass	Kg					
KD KUKDONG HOIST CO., LTD.					DWG No.	

1	2	3	4	5	6	7	8	9	10	11	12	13	14	15	16	17	18	19	20

ADR'S NO.

NO	TYPE		CABLE SPEC.	REMARK
1	CV	220V	16sq x 4C	OWNER SCOPE
		380V 이상	6sq x 4C	
2	TROLLEY BAR	TROLLEY BAR	60A	CRANE SCOPE
3	VCT-F	220V	16sqx4C x1line	CRANE SCOPE
	VCT-F	380V(440)이상	6(4sq)sqx4C x1line	CRANE SCOPE
4	VCT	220V이상	4sqx4C x1line	
	VCT		2.5sqx10C x1line	
5	VCT	220V이상	(4.0sqx4C+2.5sqx3C) x1line	
6	VCT		1.5sqx2C x2line	
7	VCT		1.5sqx10C	
8	KIV	220/380V	4.0sqx7C	내부 배선
		440V이상	4.0sqx4C	내부 배선
			2.5sqx4C	내부 배선

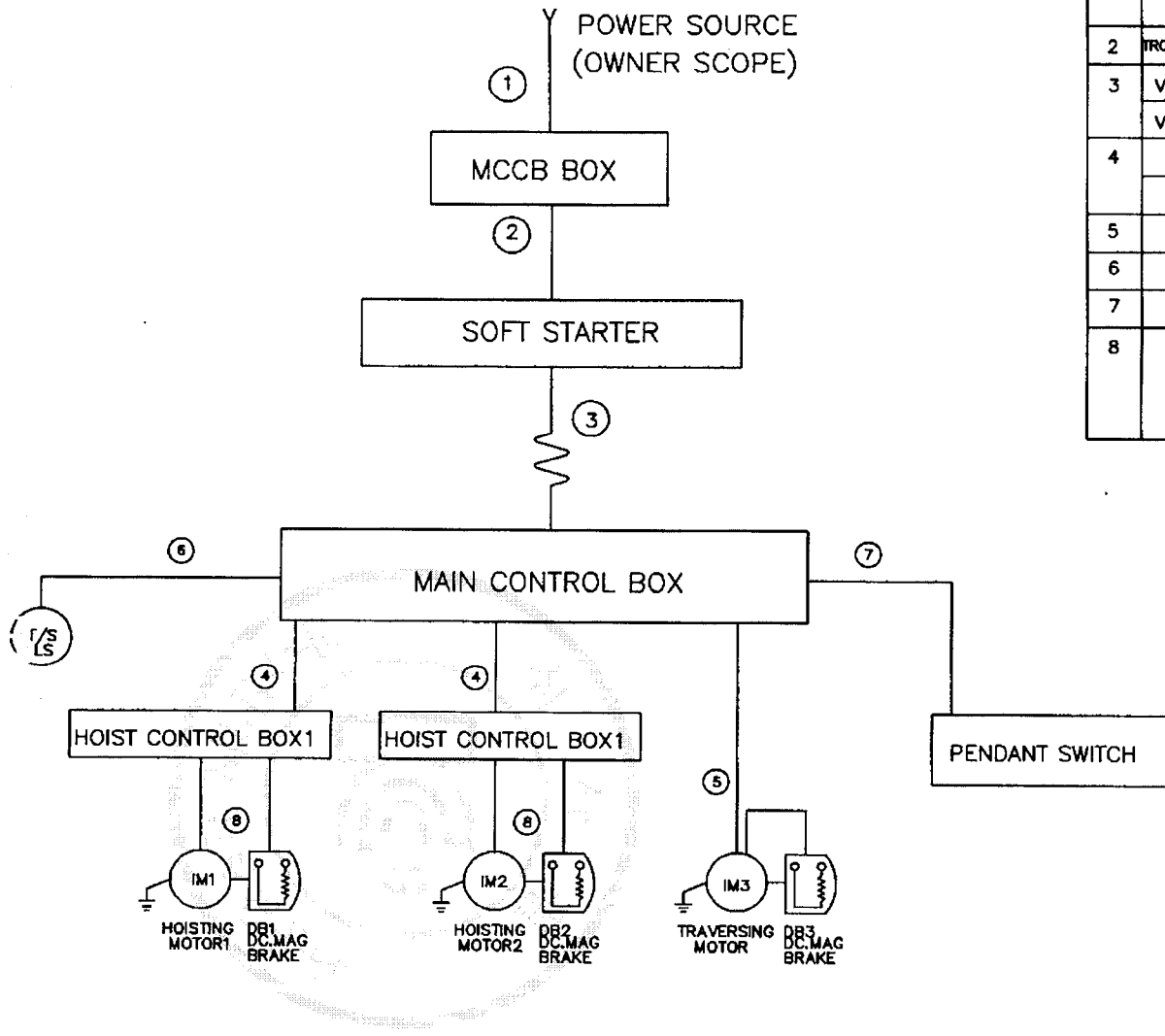

MK	DATE	REVISIONS	CHK.	APP.
4				
3				
2				
1				

CUSTOMER		DRAWING	DESIGN	CHECKED	APPROVED	SCALE	DATE	ORDER NO.
DRAWING TITLE	KDC-2-20T-L20	M.H.Kim				NONE	2011.07.11	
	CONNECTION DIAGRAM	극동호이스트 주식회사 KUK DONG HOIST CO., LTD.				DWG. NO		

192.168.11.155 / 2011-07-26 10:42:34

불법복제 및 배포금지

192.168.11.155 / 2011-07-26 10:42:34

불법복제 및 배포금지

KD

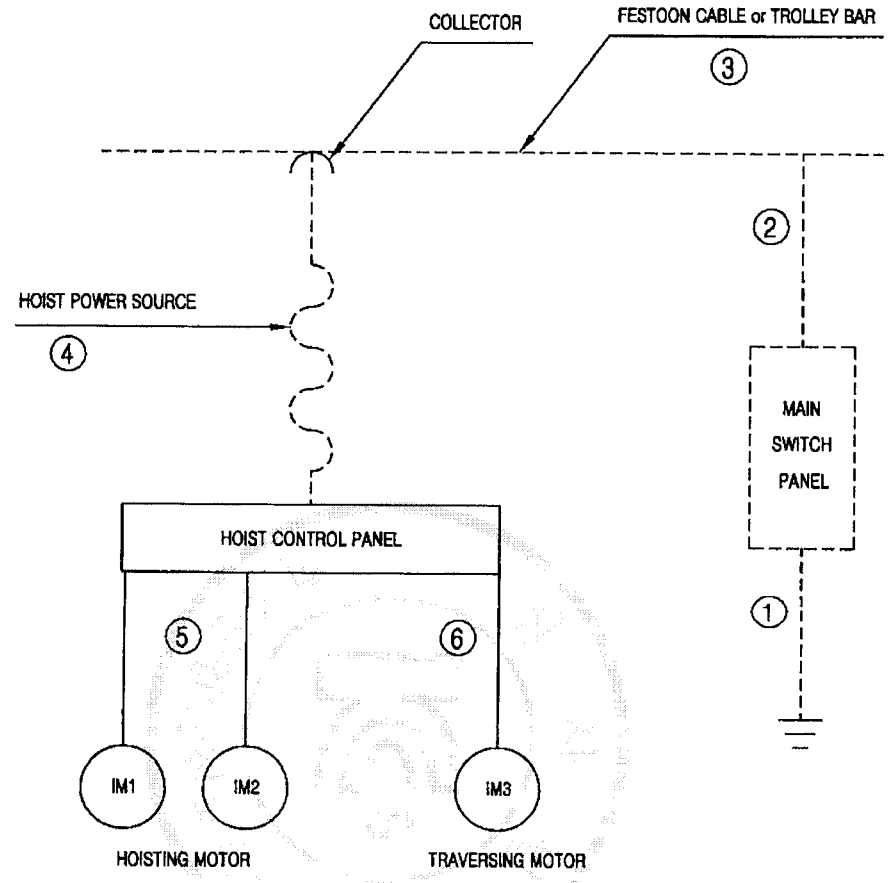

NO.	DESCRIPTION	CABLE SPEC.	REMARK
1	MAIN EARTH LINE	GV 16(10/6.0)sq x 1C	OWNER SCOPE 220V(380/440이상)
2	MAIN POWER SOURCE	CV 16(10/6.0)sq x 1C	OWNER SCOPE 220V(380/440이상)
3	FESTOON CABLE or TROLLEY BAR	VCT 16(10/6.0)sq x 1C 60A x 1LINE	OWNER SCOPE 220V(380/440이상)
4	HOIST POWER SOURCE	VCT 16(10)sq x 1C	220(380)V
		VCT 6.0sq x 1C	440,460,480V
5	HOISTING MOTOR	KIV 4.0sq X 1C	
6	TRAVERSING MOTOR	VCT 4.0sq X 1C	

* 접지공사 시설방법

1. 전동기의 프레임, 제어반 등은 접지를 해야하며 다음의 규정을 따른다.

접 지 공 사		
제3종 접지	400V 이하	100오옴 이하
특별 제3종 접지	400V 초과	10오옴 이하

2. 접지 전용 트롤리 선 및 전선은 당해 전기기기, 기구에 대하여 충분한 용량 및 전기적, 기계적 강도를 가져야 한다.
3. 접지선이 외상을 받을 우려가 있는 경우에는 전선관, 합성수지관 등과 함께 사용한다.
4. 접지공사는 지표면에서 최저 75cm 이상의 깊이에 접지봉을 박고 접지봉에는 접지동판을 연결한다.

NOTE : 횡행모터 1.5kw x 4P 적용 시

- - - - - OWNER SCOPE
——— KUK DONG SCOPE

NO	PARTS NAME	MATERIAL	Q'TY	SIZE	WEIGHT	REMARK

SCALE	NS	DESIGNED	CHECKED	APPROVED	TITLE	GROUND WIRE SYSTEM
PRO-JECTION		K.M.Seo				KDC-2-20T-L20

KD KUK DONG HOIST CO., LTD. DWG NO.

192.168.11.155 / 2011-07-26 10:42:34

불법복제 및 배포금지

KD

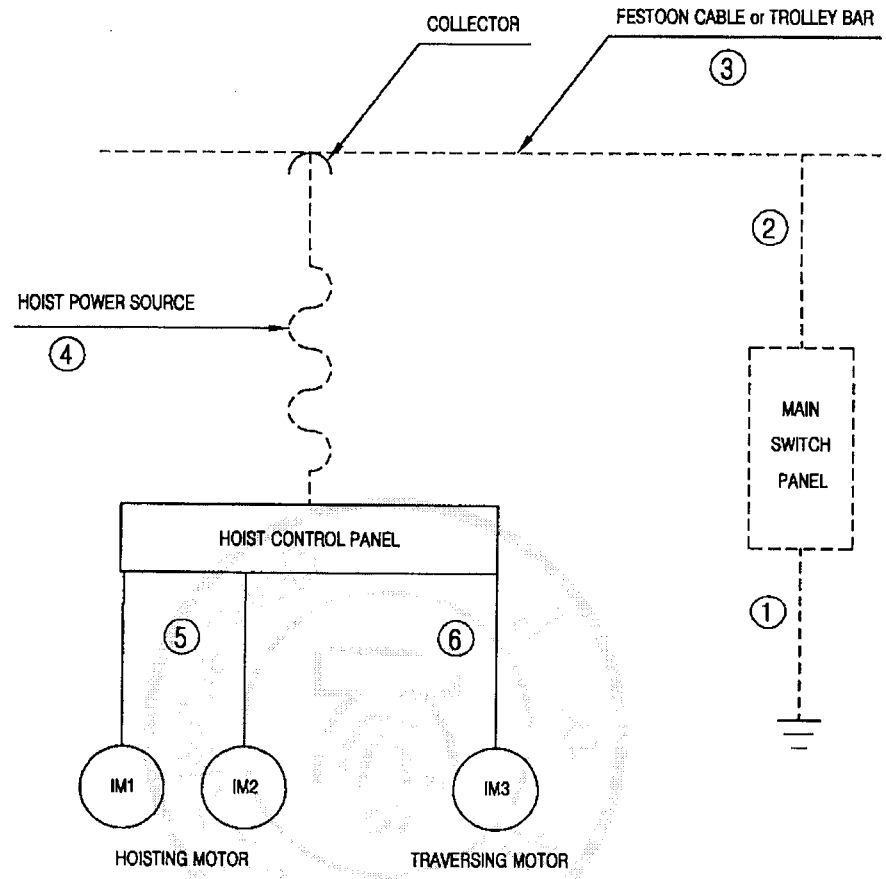

NO.	DESCRIPTION	CABLE SPEC.	REMARK
1	MAIN EARTH LINE	GV 16(6.0/4.0)sq x 1C	OWNER SCOPE 220V(380/440V상)
2	MAIN POWER SOURCE	CV 16(6.0/4.0)sq x 1C	OWNER SCOPE 220V(380/440V상)
3	FESTOON CABLE or TROLLEY BAR	VCT 16(6.0/4.0)sq x 1C 60A x 1LINE	OWNER SCOPE 220V(380/440V상)
4	HOIST POWER SOURCE	VCT 16(6.0)sq x 1C	220(380)V
		VCT 4.0sq x 1C	440,460,480V
5	HOISTING MOTOR	KIV 4.0sq X 1C	
6	TRAVERSING MOTOR	VCT 4.0sq X 1C	

* 접지공사 시설방법

1. 전동기의 프레임, 제어반 등은 접지를 해야하며 다음의 규정을 따른다.

접 지 공 사		
제3종 접지	400V 이하	100오옴 이하
특별 제3종 접지	400V 초과	10오옴 이하

2. 접지 전용 트롤리 선 및 전선은 당해 전기기기, 기구에 대하여 충분한 용량 및 전기적, 기계적 강도를 가져야 한다.
3. 접지선이 외상을 받을 우려가 있는 경우에는 전선관, 합성수지관 등과 함께 사용한다.
4. 접지공사는 지표면에서 최저 75cm 이상의 깊이에 접지봉을 박고 접지봉에는 접지동판을 연결한다.

NOTE : 횡행모터 1.0kw x 6P 적용 시

OWNER SCOPE
KUK DONG SCOPE

NO	PARTS NAME	MATERIAL	Q'TY	SIZE	WEIGHT	REMARK

SCALE	NS	DESIGNED	CHECKED	APPROVED	TITLE	GROUND WIRE SYSTEM
PRO-JECTION		K.M.Seo				KDC-2-20T-L20

KD KUK DONG HOIST CO., LTD. DWG NO.

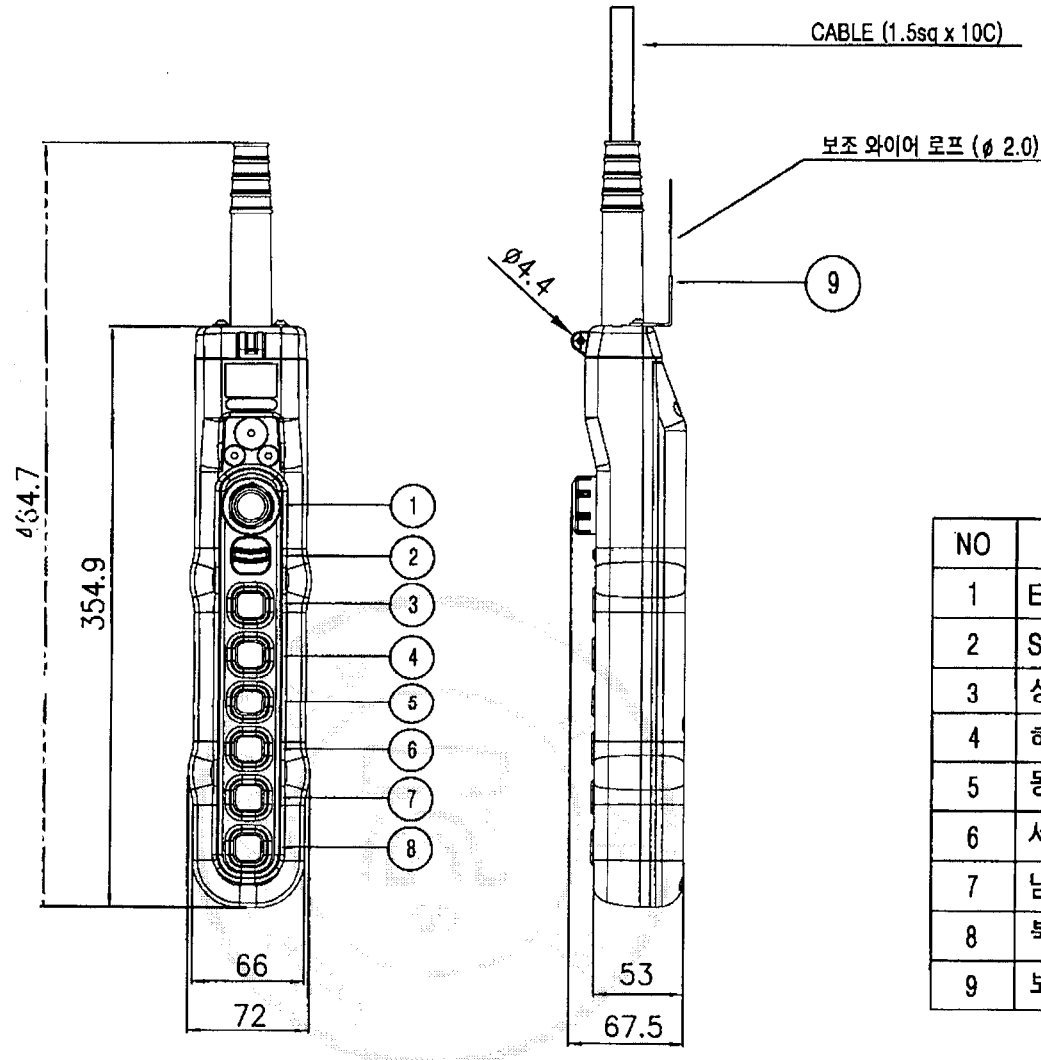

구분 / 색상	조작버튼	표시등
적색	비상	비상
황색	비정상	비정상
녹색	정상	정상
청색	의무	의무
흰색,회색-흑색	지정된의미없음	기타

* MATERIAL : POLYCARBOBATE(PLASTIC)
* BODY COLOR : YELLOW, BLACK
* IP : 55 이상

NO	SYMBOL	TYPE	SPEC.	COLOR
1	E.B.S	PUSH LOCK TURN RESET TYPE	250VAC x 6A	RED
2	SPARE			BLACK
3	상	1PUSH BUTTON 1STEP		
4	하	1PUSH BUTTON 1STEP		
5	동 (좌)	1PUSH BUTTON 1STEP		
6	서 (우)	1PUSH BUTTON 1STEP		
7	남 (전)	1PUSH BUTTON 1STEP		
8	북 (후)	1PUSH BUTTON 1STEP		
9	보조 WIRE	ø 2.0		

MK	DATE	REVISIONS	CHK.	APP.
3				
2				
1				

CUSTOMER	
DRAWING TITLE	PENDANT PUSH BUTTON SWITCH LAY OUT

DRAWING	DESIGN	CHECKED	APPROVED	SCALE	DATE

KD KUK DONG HOIST CO., LTD. DWG. NO

192.168.11.155 / 2011-07-26 10:42:34

불법복제 및 배포금지

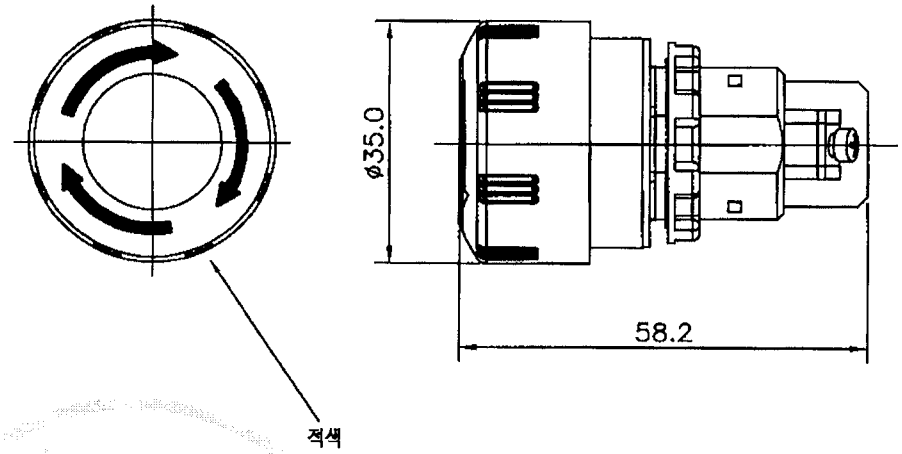

* NOTE

1. BUTTON COLOR : RED
2. PUSH LOCK TURN RESET TYPE
3. RATING : AC 250V 6A
4. 돌출형
5. MODEL : KG-E100

3					CUSTOMER		DRAWING	DESIGN	CHECKED	APPROVED	SCALE	DATE
2					DRAWING TITLE	EMERGENCY STOP BUTTON						
1						LAY OUT	KD KUK DONG HOIST CO., LTD.			DWG. NO		
MK	DATE	REVISIONS	CHK.	APP.								

192.168.11.155 / 2011-07-26 10:42:34

불법복제 및 배포금지

192.168.11.155 / 2011-07-26 10:42:34

불법복제 및 배포금지

KD

▼ 외형도

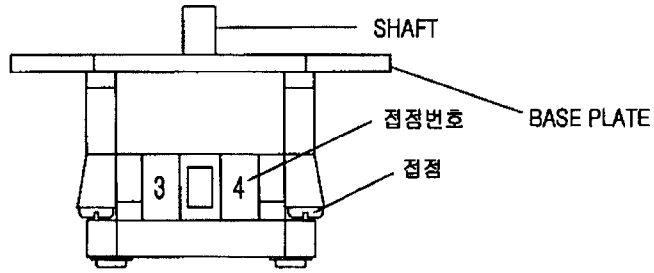

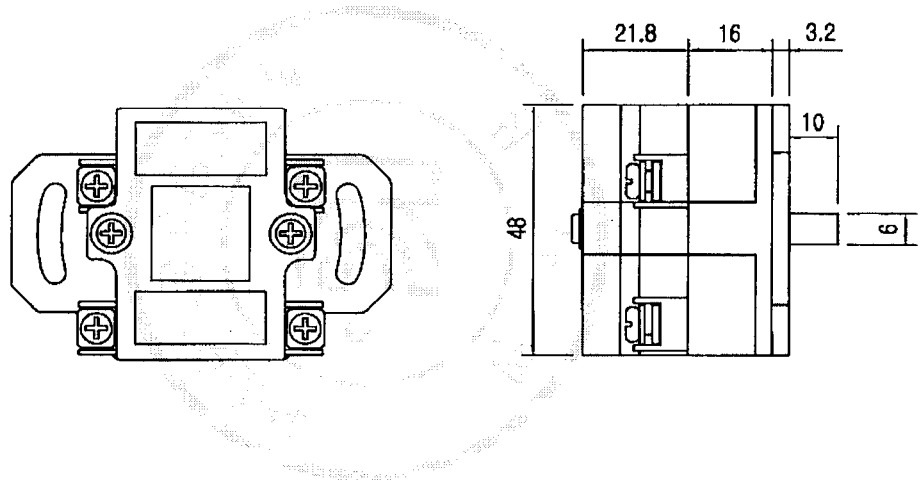

▼ 사양

용량	250V 10A
절환단수	2단
구성회로련수	1련
SHAFT	360° 회전 가능할것.

▼ 접속도

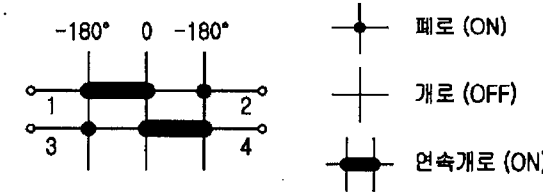

NO	PARTS NAME			MATERIAL	Q'TY	SIZE	WEIGHT	REMARK
SCALE	NS	DESIGNED	CHECKED	APPROVED	TITLE	CAM SWITCH (권과방지장치)		
PRO-JECTION	3ANGLES	K.M.Seo		M.H.Kim		HY-SQ5-SH-GP1련		
KD KUK DONG HOIST CO., LTD.					OWG NO.			

192.168.11.155 / 2011-07-26 10:42:34

불법복제 및 배포금지

KD

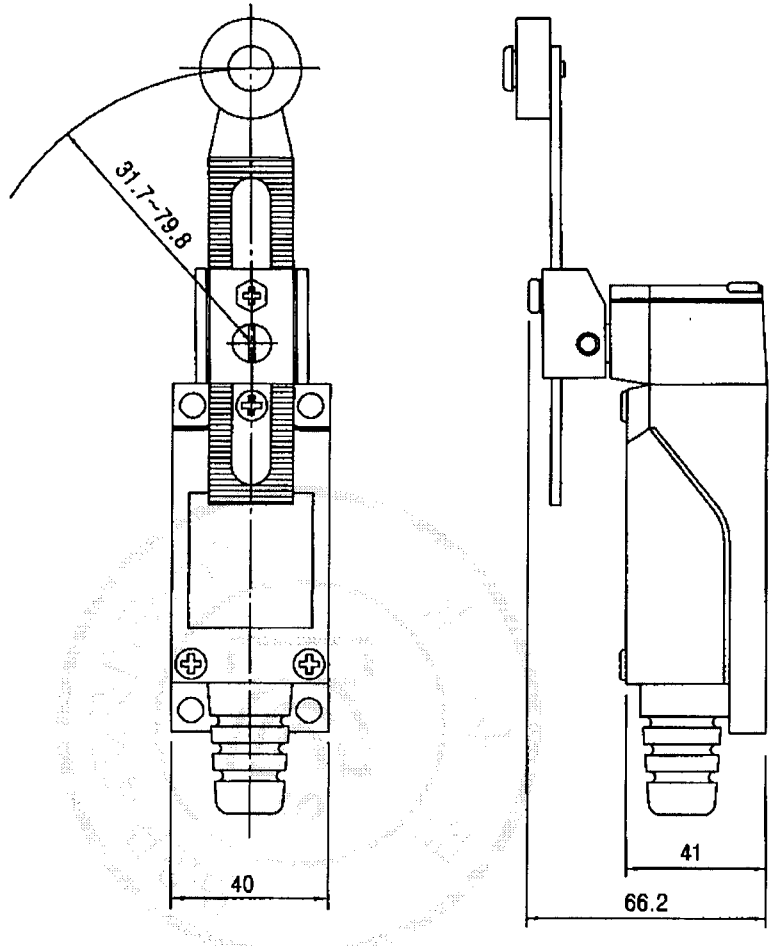

* 사양

수명	기계적	100만회 이상
	전기적	10만회 이상
사용주위온도		-10° C~+70° C
사용주위습도		95%이하
용 량		250V 5A
구성접점		1a1b
사용접점		1b

* 내장스위치 회로도

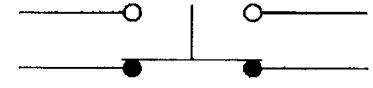

NO	DESCRIPTION	MATERIAL	Q'TY	SIZE	UNIT WEIGHT(Kg)	TOTAL WEIGHT(Kg)	REMARK

Scale	NS	DWG.	CHK.	APP.	Title	LIMIT SWITCH
Pro-jection	3ANGLES					HY - M904
Mass	Kg					
KD KUK DONG HOIST CO., LTD.					DWG No.	

불법복제 및 배포금지

CERTIFICATE OF INSPECTION AND TEST FOR LOAD CHAIN

KUK DONG HOIST Co., Ltd.
극동호이스트 주식회사

주 소 : 경기도 안산시 성곡동 630-2
T E L : 031-491-5311~4
F A X : 031-492-0473

MESSERS 납 품 처		ORDER NO.			Test Certificate According to KS B 6278
I T E M 품 명	LOAD CHAIN 11.2 Ø				
CERT No. 검사번호	KDQ-A-112				
Characteristics of the Chain 체 인 치 수	Diameter 선 경(㎜)	Pitch 피치(10Link)	Width 외경너비(㎜)	Weight 중량(kg/M)	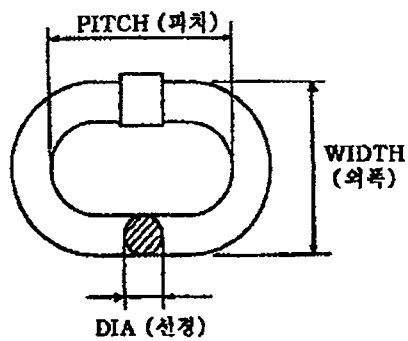
S P E C. 규 격	11.2	343	36.0	2.70	
Tolerance + 허용오차 −	0 0.1	0.2 0	Max		
Measurement 측 정 치	11.2	343.2	35.95	2.70	

Material Alloy Steel 재 질 : SAE15B24	Welding Process(용접방법) Butt Resistance Welding	Heat Treatment 열처리 : Hv 600

Quantity 납품수량		Weight 중량(kg)	Safe Working 안전사용하중(kgf)	Proof Load 시험하중(kgf)	Breaking Load 파단하중(kgf)	Elongation 연신율(%)
LOT No.	M					
			4,000 kg	8,000 kg	16,000 kg	6 %

RESULT OF TEST **POSITIVE**	TEST DATE : 2009. 1. 5. 검 사 일 자 KUK DONG CO., LTD SIGNATURE OF TESTER 검사자 서명 : SEO, SANGYEON

THIS TEST CERTIFICATE MUST BE KEPT FOR THREE YEARS RESP. DURING THE ENTIRE SERVICE LIFE OF THE CHAIN.

본 시험 성적서는 체인의 작업수명인 3년간 보관되어야 합니다.

K.D CO., LTD ACCEPT Q.C

※ 로드 체인 사용 시 주의사항
1. 안전사용 하중을 초과하지 말것.
2. 충격을 가하지 말것.
3. 부식으로 부터 보호할것.
4. 체인이 꼬이지 않도록 할것.

KUK DONG HOIST Co., Ltd

192.168.11.155 / 2011-07-26 10:42:34

불법복제 및 배포금지

◆ DATA SHEET OF MOTOR ◆

1	APPLICATION : HOISTING MOTOR			2	MOTOR TYPE : SQUIRREL CAGE INDUCTION MOTOR		
3	OUTPUT : 3.3 [kw]			4	POLES : 4		
5	SPEED : 1740 [rpm]			6	INSULATION CLASS : F		
7	STARTING METHOD : ACROSS THE LINE STARTER (FULL VOLTAGE)			8	RATING : 30 [min]		
9	POWER SUPPLY	AC 3Φ 220V 380V 440V 460V 480V 60Hz		10	NO LOAD CURRENT [A]	220V	7.1
						380V	4.11
						440V	3.55
						460V	3.4
						480V	3.25
11	FULL LOAD CURRENT [A]	220V	13.0	12	STARTING CURRENT [A]	220V	55.3
		380V	7.53			380V	32.02
		440V	6.50			440V	27.65
		460V	6.00			460V	26.45
		480V	5.96			480V	25.35
13	WINDING CONNECTION	220V	DELTA	14	MINIMUM STARTING VOLTAGE [V]	220V	198
		380V	STAR			380V	342
		440V	STAR			440V	396
		460V	STAR			460V	414
		480V	STAR			480V	432
15	EFFICIENCY : 82.8 [%]			16	POWER FACTOR : 77.7 [%]		
17	FULL LOAD TORQUE : 1.84 [kg · m]			18	STARTING TORQUE : 279 [%]		
19	BEARING : OPL – 6009Z , PL – 6206Z			20	NOISE LEVEL : 65 [dB]		
21	PAINTING COLOR : 0.4PB 4.2/5.6			22	ROTATION : CCW & CW		
23	ENCLOSURE : TENV			24	NET WEIGHT : 30.7 [kg]		
25	BEARING LUBRICATION : GREASE			26	LOCATION : OUT DOOR		
27	TEMPERATURE RISE AT FULL LOAD : BY RESISTOR METHOD : 90 [℃]						

192.168.11.155 / 2011-07-26 10:42:34

불법복제 및 배포금지

THREE PHASE INDUCTION MOTOR DATE SHEET

SCHEDULE OF TECHNICAL DATA

1. SERVICE	TRAVERSING
2. MANUFACTURE	극동호이스트 (주)
3. FRAME NUMBER	90 L
4. RATED POWER	1.5 KW x 4 P
5. RATED VOLTAGE AND FREQUENCY	220 V 60 Hz
6. MOTOR TYPE	SQUIRREL CAGE ROTOR TYPE
7. SERVICE FACTOR AND RATTING	1 . 0 , 30 MIN
8. LOCATION AND INSULATION CLASS	INDOOR, OUTDOOR, B CLASS
9. DESIGN TRMPERATURE RISE(BY RESISTANCE)	80 ℃
10. FULL LOAD SPEED	1650 RPM
11. FULL LOAD CURRENT	7.3 A
12. STARTING CURRENT AT RATED VOLTAGE	42.0 A
13. MINIMUM STARTING VOLTAGE	200 V
14. EFFICIENCY AT 100% RATED LOAD	73.0 %
15. POWER FACTOR AT 100% RATED LOAD	75.0 %
16. STARTING TORQUE	1.72 KG.M
17. SITE ALTTITUDE(UNDER)	1000 M
18. ENCLOSURE & COOLING METHOD	T E N V
19. TYPE OF BEARING	PL : 6205zz OPL : 6204zz
20. MOUNTING	H O R I Z O N T A L
21. MAXIMUM AMBIENT TEMPERE	40 ℃
22. BEARING LUBRICATION	G R E A S E
23. STARTING METHOD	F U L L V O L T A G E

192.168.11.155 / 2011-07-26 10:42:34

불법복제 및 배포금지

THREE PHASE INDUCTION MOTOR DATE SHEET

SCHEDULE OF TECHNICAL DATA

1. SERVICE	TRAVELLING
2. MANUFACTURE	극동호이스트 (주)
3. FRAME NUMBER	90 L
4. RATED POWER	1.5 KW x 4 P
5. RATED VOLTAGE AND FREQUENCY	380 V 60 Hz
6. MOTOR TYPE	SQUIRREL CAGE ROTOR TYPE
7. SERVICE FACTOR AND RATTING	1 . 0 , 30 MIN
8. LOCATION AND INSULATION CLASS	INDOOR, OUTDOOR, B CLASS
9. DESIGN TRMPERATURE RISE(BY RESISTANCE)	80 ℃
10. FULL LOAD SPEED	1650 RPM
11. FULL LOAD CURRENT	4.2 A
12. LOCKED ROTOR CURRENT	24.2 A
13. MINIMUM STARTING VOLTAGE	345 V
14. EFFICIENCY AT 100% RATED LOAD	73.0 %
15. POWER FACTOR AT 100% RATED LOAD	75.0 %
16. FULL LOAD TORQUE	1.72 KG.M
17. SITE ALTTITUDE(UNDER)	1000 M
18. ENCLOSURE & COOLING METHOD	T E N V
19. TYPE OF BEARING	PL : 6205zz OPL : 6204zz
20. MOUNTING	H O R I Z O N T A L
21. MAXIMUM AMBIENT TEMPURE	40 ℃
22. BEARING LUBRICATION	G R E A S E
23. STARTING METHOD	F U L L V O L T A G E

192.168.11.155 / 2011-07-26 10:42:34

불법복제 및 배포금지

THREE PHASE INDUCTION MOTOR DATE SHEET

SCHEDULE OF TECHNICAL DATA

1. SERVICE	TRAVERSING
2. MANUFACTURE	극동호이스트 (주)
3. FRAME NUMBER	90 L
4. RATED POWER	1.5 KW x 4 P
5. RATED VOLTAGE AND FREQUENCY	440 V 60 Hz
6. MOTOR TYPE	SQUIRREL CAGE ROTOR TYPE
7. SERVICE FACTOR AND RATTING	1 . 0 , 30 MIN
8. LOCATION AND INSULATION CLASS	INDOOR, OUTDOOR, B CLASS
9. DESIGN TRMPERATURE RISE(BY RESISTANCE)	80 ℃
10. FULL LOAD SPEED	1650 RPM
11. FULL LOAD CURRENT	3.7A
12. STARTING CURRENT AT RATED VOLTAGE	21.0 A
13. MINIMUM STARTING VOLTAGE	400 V
14. EFFICIENCY AT 100% RATED LOAD	73.0 %
15. POWER FACTOR AT 100% RATED LOAD	75.0 %
16. STARTING TORQUE	1.72 KG.M
17. SITE ALTTITUDE(UNDER)	1000 M
18. ENCLOSURE & COOLING METHOD	T E N V
19. TYPE OF BEARING	PL : 6205zz OPL : 6204zz
20. MOUNTING	H O R I Z O N T A L
21. MAXIMUM AMBIENT TEMPURE	40 ℃
22. BEARING LUBRICATION	G R E A S E
23. STARTING METHOD	F U L L V O L T A G E

192.168.11.155 / 2011-07-26 10:42:34

불법복제 및 배포금지

THREE PHASE INDUCTION MOTOR DATE SHEET

SCHEDULE OF TECHNICAL DATA

1. SERVICE	TRAVERSING
2. MANUFACTURE	극동호이스트 (주)
3. FRAME NUMBER	90 L
4. RATED POWER	1.5 KW x 4 P
5. RATED VOLTAGE AND FREQUENCY	460 V 60 Hz
6. MOTOR TYPE	SQUIRREL CAGE ROTOR TYPE
7. SERVICE FACTOR AND RATTING	1 . 0 , 30 MIN
8. LOCATION AND INSULATION CLASS	INDOOR, OUTDOOR, B CLASS
9. DESIGN TRMPERATURE RISE(BY RESISTANCE)	80 ℃
10. FULL LOAD SPEED	1650 RPM
11. FULL LOAD CURRENT	3.5A
12. STARTING CURRENT AT RATED VOLTAGE	20.8 A
13. MINIMUM STARTING VOLTAGE	418 V
14. EFFICIENCY AT 100% RATED LOAD	73.0 %
15. POWER FACTOR AT 100% RATED LOAD	75.0 %
16. STARTING TORQUE	1.72 KG.M
17. SITE ALTTITUDE(UNDER)	1000 M
18. ENCLOSURE & COOLING METHOD	T E N V
19. TYPE OF BEARING	PL : 6205zz OPL : 6204zz
20. MOUNTING	H O R I Z O N T A L
21. MAXIMUM AMBIENT TEMPURE	40 ℃
22. BEARING LUBRICATION	G R E A S E
23. STARTING METHOD	F U L L V O L T A G E

192.168.11.155 / 2011-07-26 10:42:34

불법복제 및 배포금지

THREE PHASE INDUCTION MOTOR DATE SHEET

SCHEDULE OF TECHNICAL DATA

1. SERVICE	TRAVERSING
2. MANUFACTURE	극동호이스트 (주)
3. FRAME NUMBER	90 L
4. RATED POWER	1.5 KW x 4 P
5. RATED VOLTAGE AND FREQUENCY	480 V 60 Hz
6. MOTOR TYPE	SQUIRREL CAGE ROTOR TYPE
7. SERVICE FACTOR AND RATTING	1 . 0 , 30 MIN
8. LOCATION AND INSULATION CLASS	INDOOR, OUTDOOR, B CLASS
9. DESIGN TRMPERATURE RISE(BY RESISTANCE)	80 ℃
10. FULL LOAD SPEED	1650 RPM
11. FULL LOAD CURRENT	3.4A
12. STARTING CURRENT AT RATED VOLTAGE	20.0 A
13. MINIMUM STARTING VOLTAGE	436 V
14. EFFICIENCY AT 100% RATED LOAD	73.0 %
15. POWER FACTOR AT 100% RATED LOAD	75.0 %
16. STARTING TORQUE	1.72 KG.M
17. SITE ALTTITUDE(UNDER)	1000 M
18. ENCLOSURE & COOLING METHOD	T E N V
19. TYPE OF BEARING	PL : 6205zz OPL : 6204zz
20. MOUNTING	H O R I Z O N T A L
21. MAXIMUM AMBIENT TEMPURE	40 ℃
22. BEARING LUBRICATION	G R E A S E
23. STARTING METHOD	F U L L V O L T A G E

192.168.11.155 / 2011-07-26 10:42:34

불법복제 및 배포금지

THREE PHASE INDUCTION MOTOR DATE SHEET

SCHEDULE OF TECHNICAL DATA

1. SERVICE	TRAVERSING
2. MANUFACTURE	극동호이스트 (주)
3. FRAME NUMBER	80 S
4. RATED POWER	1.0 KW x 6 P
5. RATED VOLTAGE AND FREQUENCY	220 V 60 Hz
6. MOTOR TYPE	SQUIRREL CAGE ROTOR TYPE
7. SERVICE FACTOR AND RATTING	1 . 0 , 30 MIN
8. LOCATION AND INSULATION CLASS	INDOOR, OUTDOOR, B CLASS
9. DESIGN TRMPERATURE RISE(BY RESISTANCE)	80 ℃
10. FULL LOAD SPEED	1120 RPM
11. FULL LOAD CURRENT	6.7 A
12. LOCKED ROTOR CURRENT	23.8 A
13. MINIMUM STARTING VOLTAGE	200 V
14. EFFICIENCY AT 100% RATED LOAD	63.5 %
15. POWER FACTOR AT 100% RATED LOAD	62.0 %
16. STARTING TORQUE	1.1 KG.M
17. SITE ALTTITUDE(UNDER)	1000 M
18. ENCLOSURE & COOLING METHOD	T E N V
19. TYPE OF BEARING	PL : 6207zz OPL : 6204zz
20. MOUNTING	H O R I Z O N T A L
21. MAXIMUM AMBIENT TEMPURE	40 ℃
22. BEARING LUBRICATION	G R E A S E
23. STARTING METHOD	F U L L V O L T A G E

192.168.11.155 / 2011-07-26 10:42:34

불법복제 및 배포금지

THREE PHASE INDUCTION MOTOR DATE SHEET

SCHEDULE OF TECHNICAL DATA

1. SERVICE	TRAVERSING
2. MANUFACTURE	극동호이스트 (주)
3. FRAME NUMBER	80 S
4. RATED POWER	1.0 KW x 6 P
5. RATED VOLTAGE AND FREQUENCY	380 V 60 Hz
6. MOTOR TYPE	SQUIRREL CAGE ROTOR TYPE
7. SERVICE FACTOR AND RATTING	1 . 0 , 30 MIN
8. LOCATION AND INSULATION CLASS	INDOOR, OUTDOOR, B CLASS
9. DESIGN TRMPERATURE RISE(BY RESISTANCE)	80 ℃
10. FULL LOAD SPEED	1120 RPM
11. FULL LOAD CURRENT	3.9 A
12. LOCKED ROTOR CURRENT	13.78 A
13. MINIMUM STARTING VOLTAGE	345 V
14. EFFICIENCY AT 100% RATED LOAD	63.5 %
15. POWER FACTOR AT 100% RATED LOAD	62.0 %
16. STARTING TORQUE	1.1 KG.M
17. SITE ALTTITUDE(UNDER)	1000 M
18. ENCLOSURE & COOLING METHOD	T E N V
19. TYPE OF BEARING	PL : 6207zz OPL : 6204zz
20. MOUNTING	H O R I Z O N T A L
21. MAXIMUM AMBIENT TEMPERE	40 ℃
22. BEARING LUBRICATION	G R E A S E
23. STARTING METHOD	F U L L V O L T A G E

192.168.11.155 / 2011-07-26 10:42:34

불법복제 및 배포금지

THREE PHASE INDUCTION MOTOR DATE SHEET

SCHEDULE OF TECHNICAL DATA

1. SERVICE	TRAVERSING
2. MANUFACTURE	극동호이스트 (주)
3. FRAME NUMBER	80 S
4. RATED POWER	1.0 KW x 6 P
5. RATED VOLTAGE AND FREQUENCY	440 V 60 Hz
6. MOTOR TYPE	SQUIRREL CAGE ROTOR TYPE
7. SERVICE FACTOR AND RATTING	1 . 0 , 30 MIN
8. LOCATION AND INSULATION CLASS	INDOOR, OUTDOOR, B CLASS
9. DESIGN TRMPERATURE RISE(BY RESISTANCE)	80 ℃
10. FULL LOAD SPEED	1120 RPM
11. FULL LOAD CURRENT	3.3 A
12. LOCKER ROTOR CURRENT	11.9 A
13. MINIMUM STARTING VOLTAGE	400 V
14. EFFICIENCY AT 100% RATED LOAD	63.5 %
15. POWER FACTOR AT 100% RATED LOAD	62.0 %
16. STARTING TORQUE	1.1 KG.M
17. SITE ALTTITUDE(UNDER)	1000 M
18. ENCLOSURE & COOLING METHOD	T E N V
19. TYPE OF BEARING	PL : 6207zz OPL : 6204zz
20. MOUNTING	H O R I Z O N T A L
21. MAXIMUM AMBIENT TEMPURE	40 ℃
22. BEARING LUBRICATION	G R E A S E
23. STARTING METHOD	F U L L V O L T A G E

192.168.11.155 / 2011-07-26 10:42:34

불법복제 및 배포금지

THREE PHASE INDUCTION MOTOR DATE SHEET

SCHEDULE OF TECHNICAL DATA

1. SERVICE	TRAVERSING
2. MANUFACTURE	극동호이스트 (주)
3. FRAME NUMBER	80 S
4. RATED POWER	1.0 KW x 6 P
5. RATED VOLTAGE AND FREQUENCY	460 V 60 Hz
6. MOTOR TYPE	SQUIRREL CAGE ROTOR TYPE
7. SERVICE FACTOR AND RATTING	1 . 0 , 30 MIN
8. LOCATION AND INSULATION CLASS	INDOOR, OUTDOOR, B CLASS
9. DESIGN TRMPERATURE RISE(BY RESISTANCE)	80 ℃
10. FULL LOAD SPEED	1120 RPM
11. FULL LOAD CURRENT	3.2 A
12. LOCKER ROTOR CURRENT	11.37 A
13. MINIMUM STARTING VOLTAGE	418 V
14. EFFICIENCY AT 100% RATED LOAD	63.5 %
15. POWER FACTOR AT 100% RATED LOAD	62.0 %
16. STARTING TORQUE	1.1 KG.M
17. SITE ALTTITUDE(UNDER)	1000 M
18. ENCLOSURE & COOLING METHOD	T E N V
19. TYPE OF BEARING	PL : 6207zz OPL : 6204zz
20. MOUNTING	H O R I Z O N T A L
21. MAXIMUM AMBIENT TEMPURE	40 ℃
22. BEARING LUBRICATION	G R E A S E
23. STARTING METHOD	F U L L V O L T A G E

192.168.11.155 / 2011-07-26 10:42:34

불법복제 및 배포금지

THREE PHASE INDUCTION MOTOR DATE SHEET

SCHEDULE OF TECHNICAL DATA

1. SERVICE	TRAVERSING
2. MANUFACTURE	극동호이스트 (주)
3. FRAME NUMBER	80 S
4. RATED POWER	1.0 KW x 6 P
5. RATED VOLTAGE AND FREQUENCY	480 V 60 Hz
6. MOTOR TYPE	SQUIRREL CAGE ROTOR TYPE
7. SERVICE FACTOR AND RATTING	1 . 0 , 30 MIN
8. LOCATION AND INSULATION CLASS	INDOOR, OUTDOOR, B CLASS
9. DESIGN TRMPERATURE RISE(BY RESISTANCE)	80 ℃
10. FULL LOAD SPEED	1120 RPM
11. FULL LOAD CURRENT	3.1 A
12. LOCKER ROTOR CURRENT	10.9 A
13. MINIMUM STARTING VOLTAGE	436 V
14. EFFICIENCY AT 100% RATED LOAD	63.5 %
15. POWER FACTOR AT 100% RATED LOAD	62.0 %
16. STARTING TORQUE	1.1 KG.M
17. SITE ALTTITUDE(UNDER)	1000 M
18. ENCLOSURE & COOLING METHOD	T E N V
19. TYPE OF BEARING	PL : 6207zz OPL : 6204zz
20. MOUNTING	H O R I Z O N T A L
21. MAXIMUM AMBIENT TEMPURE	40 ℃
22. BEARING LUBRICATION	G R E A S E
23. STARTING METHOD	F U L L V O L T A G E

192.168.11.155 / 2011-07-26 10:42:34